

DISTRITOS 4271 y 4281 DE COLOMBIA JULIO 2019

RESUMEN PRESENTE MES

<i>Contribuciones Distrito 4271 a Polio Plus (US\$)</i>	948
<i>Contribuciones Distrito 4281 a Polio Plus (US\$)</i>	776
<i>Contribuciones Distrito 4271 al Fondo de Dotación (US\$)</i>	2,000
<i>Contribuciones Distrito 4281 al Fondo de Dotación (US\$)</i>	0
<i>Contribuciones Distrito 4271 al Fondo Anual para Programas (US\$)</i>	-1,493
<i>Contribuciones Distrito 4281 al Fondo Anual para Programas (US\$)</i>	3,882
<i>Total Contribuciones Clubes Colombianos al Fondo Anual (US\$)</i>	2,389

ACUMULADO PRESENTE AÑO ROTARIO

<i>Contribuciones Distrito 4271 a Polio Plus (US\$)</i>	948
<i>Contribuciones Distrito 4281 a Polio Plus (US\$)</i>	776
<i>Contribuciones Distrito 4271 al Fondo de Dotación (US\$)</i>	2,000
<i>Contribuciones Distrito 4281 al Fondo de Dotación (US\$)</i>	0
<i>Contribuciones Distrito 4271 al Fondo Anual para Programas (US\$)</i>	-1,493
<i>Contribuciones Distrito 4281 al Fondo Anual para Programas (US\$)</i>	3,882
<i>Total Contribuciones Clubes Colombianos al Fondo Anual (US\$)</i>	2,389

CONTRIBUCIONES ACUMULADAS DE LOS CLUBES (US\$)

DISTRITO 4271

	<i>Meta¹</i>	<i>FAP²</i>	<i>Socios²</i>	<i>Polio²</i>
<i>Distrito 4271</i>	0	0	0	0
<i>Barrancabermeja</i>	469.50	0	15	0
<i>Barranquilla</i>	1,000	0	41	0
<i>Barranquilla Centro</i>	1,000	32.92	30	100.00
<i>Barranquilla Norte</i>	500	0	18	0
<i>Barranquilla Oriente</i>	1,000	0	13	0
<i>Bello</i>	100	0	5	0
<i>Bucaramanga</i>	1,000	0	24	0
<i>Bucaramanga Chicamocha</i>	400	0	11	0
<i>Bucaramanga Ciudad de los Parques</i>	1,500	0	15	0

¹ Meta registrada en Rotary Central

² Dato tomado de Rotary

CONTRIBUCIONES ACUMULADAS DE LOS CLUBES (US\$)

<i>Bucaramanga Nuevo Milenio</i>	450	105.02	7	0
<i>Bucaramanga Ruitoque</i>	1,700	0	17	315.46
<i>Bucaramanga Sotomayor</i>	800	0	11	0
<i>Bucaramanga Sur</i>	1,500	0	15	0
<i>Caldas</i>	254	0	8	0
<i>Cartagena</i>	3,300	0	30	0
<i>Cartagena Caribe</i>	100	0	13	0
<i>Cartagena de Indias</i>	1,408.50	0	25	0
<i>Cartagena Empresarial</i>	260	0	14	356.11
<i>Cartagena Heroica</i>	0	0	7	0
<i>Ciénaga</i>	20	0	7	0
<i>Cúcuta</i>	2,000	0	20	11.78
<i>Cúcuta Ciudad de Arboles</i>	400	0	18	15.71
<i>Cúcuta Ciudad de los Patios</i>	0	0	19	12.76
<i>Cúcuta Ciudad de Todos</i>	50	0	6	8.83
<i>Cúcuta II</i>	1,000	0	33	24.54
<i>Cúcuta III</i>	600	0	38	31.41
<i>El Carmen de Viboral</i>	500	358.21	10	0
<i>El Cerrejón</i>	1,000	0	12	0
<i>Envigado</i>	1,000	0	22	0
<i>Envigado Ayurá</i>	400	0	15	0
<i>Fonseca</i>	400	0	11	0
<i>Itagüí</i>	1,200	0	19	0
<i>Itagüí Santamaría</i>	500	0	12	0
<i>La Ceja</i>	300	0	6	0
<i>Lorica</i>	2,000	0	11	0
<i>Magangué</i>	850	0	10	0
<i>Medellín</i>	2,000	0	75	0
<i>Medellín Bolivariana</i>	100	0	2	0
<i>Medellín El Poblado</i>	1,500	0	32	0
<i>Medellín Laureles</i>	1,000	0	14	0
<i>Medellín Nutibara</i>	3,000	-1,000.01	27	0
<i>Medellín Occidente</i>	800	0	16	0
<i>Montería</i>	1,000	0	15	0
<i>Montería II</i>	2,000	0	25	25.00
<i>Montería Ronda del Sinú</i>	100	10.97	11	0
<i>Nuevo Medellín</i>	2,600	-1,000.01	26	0
<i>Ocaña Primavera</i>	0	0	29	0
<i>Pamplona</i>	270	0	18	0
<i>Pamplona Fundadora de Ciudades</i>	100	0	12	0

CONTRIBUCIONES ACUMULADAS DE LOS CLUBES (US\$)

Rionegro	350	0	6	0
Sabaneta	400	0	13	0
San Gil	31.30	0	18	0
San José de Cúcuta	109.55	0	24	24.54
San Luis de Sincé	300	0	9	0
Santa Marta	0	0	17	0
Sincelejo	1,000	0	28	0
Socorro Huella Comunera	1,000	0	26	0
Urabá	400	0	18	0
Valledupar Cacique de Eupari	350	0	16	0
Villa del Rosario	1	0	23	21.59
Total	47,373.85	-1,492.90	1,088	947.73

DISTRITO 4281

	Meta	FAP	Socios	Polio
Distrito 4281	0	0	0	0
Armenia	180	0	34	0
Armenia International	200	0	9	0
Armenia Palma de Cera	300	1,000.00	18	0
Armero	100	0	13	0
Bogotá	1,800	0	10	0
Bogotá Capital	200	0	15	0
Bogotá Centenario	3,500	0	29	0
Bogotá Chapinero	0	400.00	9	119.40
Bogotá Chicó	0	0	22	0
Bogotá D.C.	0	0	7	0
Bogotá El Dorado	200	0	8	0
Bogotá Laureles	2,500	0	22	0
Bogotá Multicentro	0	0	11	0
Bogotá Occidente	0	0	19	0
Bogotá Santa Bárbara	0	0	12	0
Bogotá Suba	0	0	5	0
Bogotá Teusaquillo	0	0	13	0
Bogotá Usaquén	0	0	12	0
Buenaventura Pacifico	0	0	19	0
Buga	0	0	19	0
Cali	0	0	20	0
Cali Norte	0	0	11	0
Cali Pance	700	0	16	0
Cali San Fernando	5,000	275.16	37	0

CONTRIBUCIONES ACUMULADAS DE LOS CLUBES (US\$)

<i>Cartago</i>	0	0	12	0
<i>Catedral de Sal de Zipaquirá</i>	0	0	11	0
<i>Duitama</i>	0	0	16	0
<i>E-Club Origen</i>	100	0	15	0
<i>E-Club Sogamoso Global</i>	0	0	13	0
<i>Facatativá</i>	0	0	14	0
<i>Fusagasugá</i>	767.50	0	17	0
<i>Garagoa</i>	500	0	16	0
<i>Girardot</i>	0	0	6	0
<i>Guamo</i>	0	0	10	0
<i>Ibagué</i>	0	0	18	0
<i>Ibagué Ciudad Musical</i>	440	105.04	8	0
<i>Ibagué Ocobos</i>	2,500	0	12	112.85
<i>Ipiales</i>	1,800	224.77	18	0
<i>La Dorada</i>	0	0	8	0
<i>La Plata</i>	0	0	22	0
<i>La Sombrerera de Chaparral</i>	0	0	2	0
<i>La Vega</i>	1,252	0	20	0
<i>Manizales</i>	0	0	20	0
<i>Neiva</i>	0	0	11	0
<i>Neiva Las Ceibas</i>	0	0	31	0
<i>Neiva Noches Plateñas</i>	300	121.44	11	0
<i>Nuevo Cali</i>	0	0	12	0
<i>Nuevo Ibagué</i>	2,000	62.70	29	0
<i>Paipa</i>	0	0	22	0
<i>Palmira</i>	0	0	24	0
<i>Pasto</i>	500	0	21	0
<i>Pasto Valle de Atriz</i>	300	0	24	50.94
<i>Pereira</i>	100	0	13	0
<i>Pereira del Café</i>	800	0	22	0
<i>Pereira Perla del Otún</i>	3,700	0	36	0
<i>Perla de Tumaco</i>	0	657.00	17	0
<i>Pitalito</i>	0	0	17	0
<i>Popayán</i>	0	0	11	0
<i>Quimbaya</i>	1,000	0	16	0
<i>San Andrés Isla</i>	0	0	25	0
<i>Santa Fe de Bogotá</i>	0	320.00	15	0
<i>Santa Rosa de Cabal</i>	300	0	15	0
<i>Sevilla Centenario</i>	50	0	8	0
<i>Soata</i>	500	447.10	14	0

CONTRIBUCIONES ACUMULADAS DE LOS CLUBES (US\$)

<i>Sogamoso</i>	0	0	12	0
<i>Sogamoso Ciudad del Sol</i>	0	0	12	0
<i>Sol Naciente Villavicencio</i>	0	0	14	0
<i>Sopo</i>	100	0	21	0
<i>Subachoque</i>	0	0	11	50.00
<i>Supatá</i>	0	0	14	0
<i>Tulua</i>	1,000	0	20	0
<i>Tulua El Lago</i>	2,000	268.68	21	442.34
<i>Tunja</i>	1,000	0	26	0
<i>Tunja Hunza</i>	500	0	18	0
<i>Villa de Leiva</i>	1,000	0	14	0
<i>Villa Republicana de Chiquinquirá</i>	0	0	6	0
<i>Villavicencio</i>	0	0	21	0
<i>Yopal</i>	800	0	19	0
<i>Yumbo Arroyohondo</i>	1,700	0	9	0
<i>Zipaquirá</i>	0	0	13	0
Total	39,689.50	3,881.89	1,293	775.53

<i>Distrito</i>	D4271	D4281
<i>Total Aportes al FAP</i>	-1,492.90	3,881.89
<i>Socios a Julio 31/19</i>	1,088	1,293
<i>Per cápita Distrito (US\$)</i>	-1.37	3.04

METAS FONDO ANUAL PROGRAMAS PERIODO 2018 - 2019³

	<i>Meta</i>	<i>Cumplimiento %</i>
<i>Distrito 4271</i>	US\$ 47,373.85	-3.15
<i>Distrito 4281</i>	US\$ 39,689.50	9.78
Total Metas al Fondo Anual (US\$)	US\$ 107,575.60	2.75

METAS POLIO PLUS PERIODO 2018 - 2019³

	<i>Meta</i>	<i>Cumplimiento %</i>
<i>Distrito 4271</i>	US\$ 20,506.00	4.62
<i>Distrito 4281</i>	US\$ 8,192.00	9.47
Total Metas Polio Plus (US\$)	US\$ 28,698.00	6.01

³ Tomado de RI con base en la actualización que se hace en Rotary Central

EVOLUCION CUADRO SOCIAL 2018 - 2019³

Distrito	D4271	D4281
Socios a Junio 30/18	1,093 (61 Clubes)	1,283 (79 Clubes)
Socios a Julio 1/18	1,093 (61 Clubes)	1,283 (79 Clubes)
Socios a Julio 31/19	1,088 (61 Clubes)	1,293 (80 Clubes)
Crecimiento Cuadro Social	-5 (-0.46%)	+10 (+0.78%)
Promedio socios por Club	18	16

CIRCULO PAUL HARRIS ELEGIBLES (PHS ELIGIBLE) ACUMULADO AÑO ROTARIO⁴

Club	D4271	D4281
	0	
	0	
		0
		0
Total	0	0

BANDERINES PARA LOS CLUBES: APORTES A LFR⁵ Y CLUBES CADA ROTARIO CADA AÑO (EREY)⁶ ACUMULADO A LA FECHA

Club	D4271		D4281	
	Banderín Aportes a LFR	Banderín EREY	Banderín Aportes a LFR	Banderín EREY
	0	0		
	0	0		
			0	0
			0	0
Total	0	0	0	0

CLUBES CON MAYOR APORTE ANUAL PER CAPITA A LA FECHA

Club	D4271	D4281
1°	0.00	
2°	0.00	
3°	0.00	
1°		0.00
2°		0.00
3°		0.00

⁴ Paul Harris Society: Socios Activos que han contribuido con mínimo US\$1,000 a La Fundación Rotaria en el presente período Rotario
⁵ Banderín Aportes a LFR: Clubes donde el 100% de los Socios Activos han contribuido US\$25 o más **a cualquier fondo de LFR** a la fecha y el per cápita es igual o mayor a US\$100

⁶ Banderín Clubes EREY: Clubes donde el 100% de los Socios Activos han contribuido mínimo US\$25 **al Fondo Anual para Programas** a la fecha y el per cápita es igual o mayor a US\$100

CLUBES 100% PAUL HARRIS

Club	Distrito	Fecha
1. Cali San Fernando	4281	30-jul-03
2. Cartagena	4271	12-may-04
3. Manizales	4281	11-abr-05
4. Medellín	4271	17-dic-07
5. La Plata	4281	18-feb-08
6. Medellín Occidente	4271	19-feb-08
7. Nuevo Medellín	4271	3-abr-08
8. Cali	4281	27-may-08
9. Medellín Nutibara	4271	18-nov-08
10. Cartagena de Indias	4271	1-feb-10
11. Paipa	4281	9-jun-11
12. Bogotá Usaquen	4281	30-jun-11
13. Medellín El Poblado	4271	30-jun-11
14. Montería II	4271	30-may-12
15. Bogotá Chapinero	4281	10-mar-13
16. Bucaramanga Nuevo Milenio	4271	1-abr-13
17. Pereira Perla del Otún	4281	20-may-13
18. Bogotá Occidente	4281	18-nov-13
19. Bogotá Laureles	4281	20-jun-14
20. Itagüí	4271	27-ago-14
21. El Carmen de Viboral	4271	12-nov-14
22. Bogotá Centenario	4281	25-feb-15
23. Cúcuta Ciudad de Arboles	4271	3-abr-15
24. Medellín Laureles	4271	14-jun-15
25. Bogotá Santa Barbara	4281	16-jun-15
26. El Cerrejon	4271	16-jul-15
27. Nuevo Ibagué	4281	9-feb-16
28. San José de Cúcuta	4271	18-feb-16
29. Santa Fe de Bogotá	4281	7-sep-16
30. Armero	4281	4-ago-17
31. Bucaramanga Sur	4271	17-nov-17
32. Bucaramanga Sotomayor	4271	11-jun-18
33. Bucaramanga Ruitoque	4271	13-jul-18

34. Rionegro	4271	26-oct-18
35. Cartagena Caribe	4271	31-oct-18
36. Bogota Chicó	4281	2018-2019

SALDOS CLUBES DISTRITO 4281 (a Julio 31)

	RI (US\$) ⁷	Revista (\$)⁸	Becas (\$)	Fondo Distrital (\$)	Conferencia Distrital (\$)⁹
Armenia	0	1,258,000	510,000	1,700,000	3,230,000
Armenia International	343.18	296,000	135,000	450,000	855,000
Armenia Palma de Cera	0	555,000	270,000	900,000	1,710,000
Armero	0	481,000	195,000	650,000	1,235,000
Bogotá	0	370,000	150,000	500,000	950,000
Bogotá Capital	0	555,000	225,000	750,000	1,425,000
Bogotá Centenario	0	962,000	435,000	1,450,000	2,755,000
Bogotá Chapinero	0.01	333,000	135,000	450,000	855,000
Bogotá Chicó	-0.22	814,000	330,000	1,100,000	2,090,000
Bogotá D.C.	0	296,000	240,000	400,000	760,000
Bogotá El Dorado	0	259,000	120,000	400,000	760,000
Bogotá Laureles	833.96	814,000	330,000	1,100,000	2,090,000
Bogotá Multicentro	0	407,000	165,000	0	1,045,000
Bogotá Occidente	0	740,000	300,000	1,000,000	1,900,000
Bogotá Santa Bárbara	0	444,000	180,000	600,000	1,140,000
Bogotá Suba	0	1,197,000	150,000	250,000	475,000
Bogotá Teusaquillo	-0.01	0	195,000	650,000	1,235,000
Bogotá Usaquén	486.64	444,000	900,000	600,000	1,140,000
Buenaventura Pacífico	728.96	2,459,000	285,000	950,000	1,805,000
Buga	0	663,000	285,000	950,000	1,805,000
Cali	0	740,000	300,000	1,000,000	1,900,000
Cali Norte	0	407,000	375,000	550,000	1,045,000
Cali Pance	0	481,000	240,000	800,000	1,520,000
Cali San Fernando	0	1,258,000	555,000	1,850,000	3,515,000
Cartago	35.00	401,000	0	650,000	1,235,000
Catedral de Sal de Zipaquirá	11.98	407,000	165,000	0	1,045,000
Duitama	0	1,958,000	240,000	800,000	1,520,000
E-Club Origen	0	481,000	225,000	750,000	1,425,000
E-Club Sogamoso Global	0	921,000	195,000	650,000	1,235,000
Facatativá	490.00	444,000	210,000	700,000	1,330,000
Fusagasugá	0	592,000	255,000	850,000	1,615,000

7 Información tomada de Rotary International

8 Información suministrada por la Corporación Revista Colombia Rotaria – **Información al 31 de Julio**

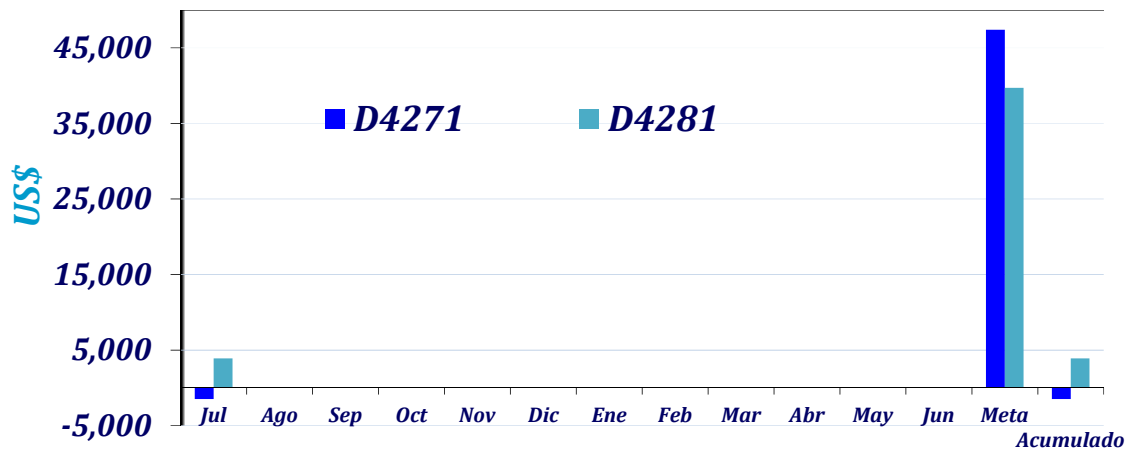
9 Información suministrada por el Club Rotario San Andres Isla

<i>Garagoa</i>	15.99	592,000	240,000	800,000	1,520,000
<i>Girardot</i>	231.31	222,000	165,000	300,000	570,000
<i>Guamo</i>	-157.66	410,000	0	0	0
<i>Ibagué</i>	0	996,000	510,000	900,000	1,710,000
<i>Ibagué Ciudad Musical</i>	0	296,000	120,000	400,000	760,000
<i>Ibagué Ocobos</i>	-1.32	444,000	-180,000	600,000	1,140,000
<i>Ipiales</i>	630.00	592,000	270,000	900,000	1,710,000
<i>La Dorada</i>	-0.25	1,710,000	390,000	400,000	0
<i>La Plata</i>	21.32	-60,000	0	0	0
<i>La Sombrerera de Chaparral</i>	0	838,000	-105,000	0	190,000
<i>La Vega</i>	0	626,000	300,000	1,000,000	1,900,000
<i>Manizales</i>	41.98	706,000	300,000	1,000,000	1,900,000
<i>Neiva</i>	0	407,000	165,000	550,000	1,045,000
<i>Neiva Las Ceibas</i>	0	0	465,000	0	2,945,000
<i>Neiva Noches Plateñas</i>	390.33	847,000	465,000	2,035,000	1,045,000
<i>Nuevo Cali</i>	412.10	444,000	180,000	600,000	1,140,000
<i>Nuevo Ibagué</i>	-98.37	925,000	435,000	1,450,000	2,755,000
<i>Paipa</i>	777.47	1,134,000	330,000	1,100,000	2,090,000
<i>Palmira</i>	0	888,000	360,000	1,200,000	2,280,000
<i>Pasto</i>	-17.35	737,000	315,000	1,050,000	1,995,000
<i>Pasto Valle de Atriz</i>	-0.01	808,000	690,000	1,200,000	2,280,000
<i>Pereira</i>	524.25	847,000	210,000	700,000	1,330,000
<i>Pereira del Café</i>	0	0	330,000	0	2,090,000
<i>Pereira Perla del Otún</i>	0	1,322,000	15,000	1,800,000	3,420,000
<i>Perla de Tumaco</i>	0	1,290,000	225,000	1,755,000	1,615,000
<i>Pitalito</i>	0	481,000	255,000	850,000	1,615,000
<i>Popayán</i>	26.65	1,628,000	165,000	550,000	1,045,000
<i>Quimbaya</i>	0	552,000	240,000	800,000	1,520,000
<i>San Andrés Isla</i>	875.00	925,000	375,000	1,250,000	2,375,000
<i>Santa Fe de Bogotá</i>	-0.06	555,000	225,000	750,000	1,425,000
<i>Santa Rosa de Cabal</i>	0	555,000	225,000	750,000	1,425,000
<i>Sevilla Centenario</i>	26.65	3,858,000	120,000	400,000	760,000
<i>Soatá</i>	0	481,000	0	0	1,330,000
<i>Sogamoso</i>	420.00	1,124,000	180,000	600,000	1,140,000
<i>Sogamoso Ciudad del Sol</i>	-158.03	924,000	180,000	600,000	1,140,000
<i>Sol Naciente Villavicencio</i>	-32.00	0	0	0	1,330,000
<i>Sopo</i>	735.00	777,000	315,000	1,050,000	1,995,000
<i>Subachoque</i>	-443.00	407,000	165,000	550,000	1,045,000
<i>Supatá</i>	-4.82	518,000	210,000	700,000	1,330,000
<i>Tulua</i>	0	740,000	300,000	1,000,000	1,900,000
<i>Tulua El Lago</i>	305.15	777,000	315,000	1,050,000	1,995,000
<i>Tunja</i>	936.65	922,000	390,000	1,300,000	2,470,000

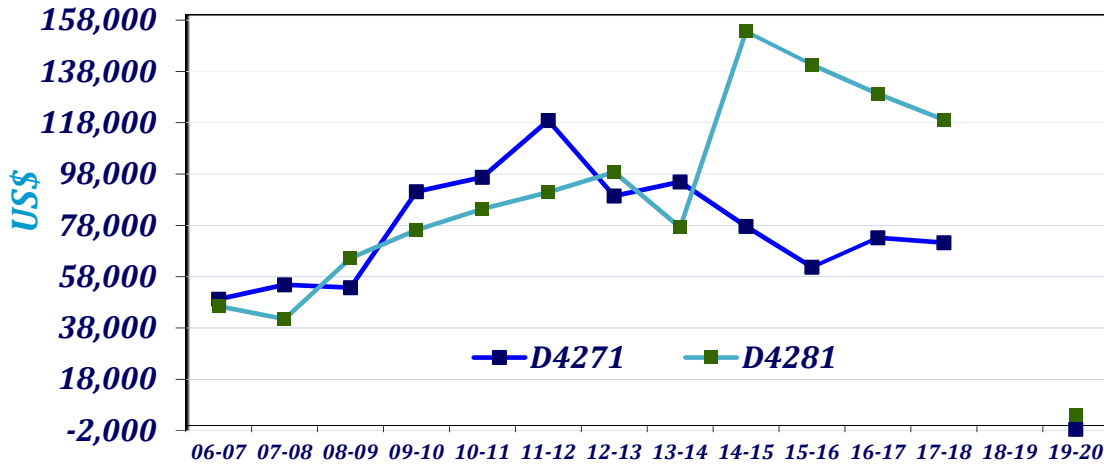
<i>Tunja Hunza</i>	-0.07	2,540,000	270,000	900,000	1,710,000
<i>Villa de Leiva</i>	0	330,000	210,000	700,000	1,330,000
<i>Villa Republicana de Chiquinquirá</i>	210.00	754,000	450,000	1,110,000	570,000
<i>Villavicencio</i>	0	703,000	315,000	1,050,000	1,995,000
<i>Yopal</i>	0	703,000	585,000	950,000	1,805,000
<i>Yumbo Arroyohondo</i>	315.00	444,000	180,000	600,000	1,140,000
<i>Zipaquirá</i>	0	481,000	195,000	650,000	1,235,000
Totales	8,911.41	59,637,000	20,355,000	61,350,000	119,700,000

La deuda del Distrito 4271 con la Revista Colombia Rotaria, a Junio 30/19 es de \$11,872,000

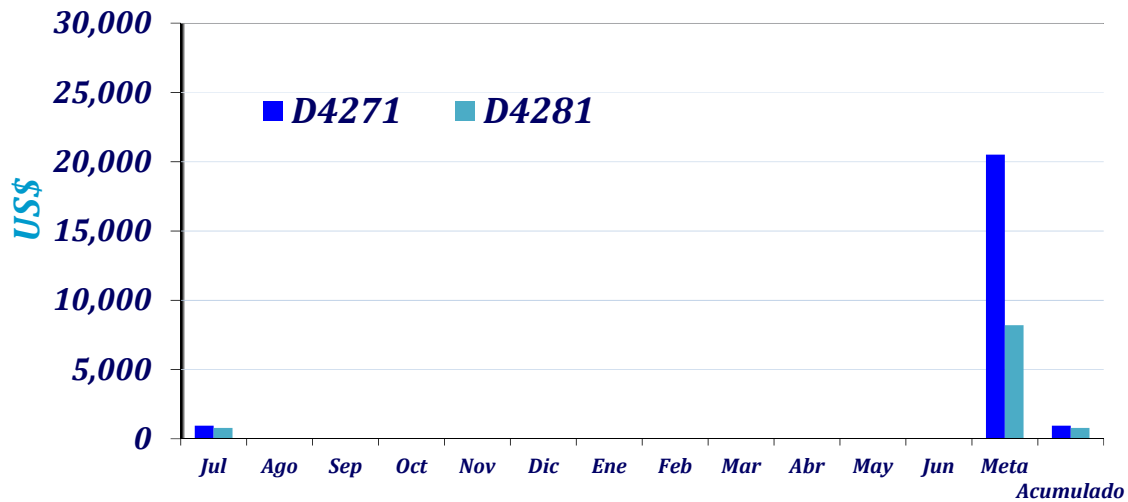
ACUMULADO APORTES AL FAP 2019-2020



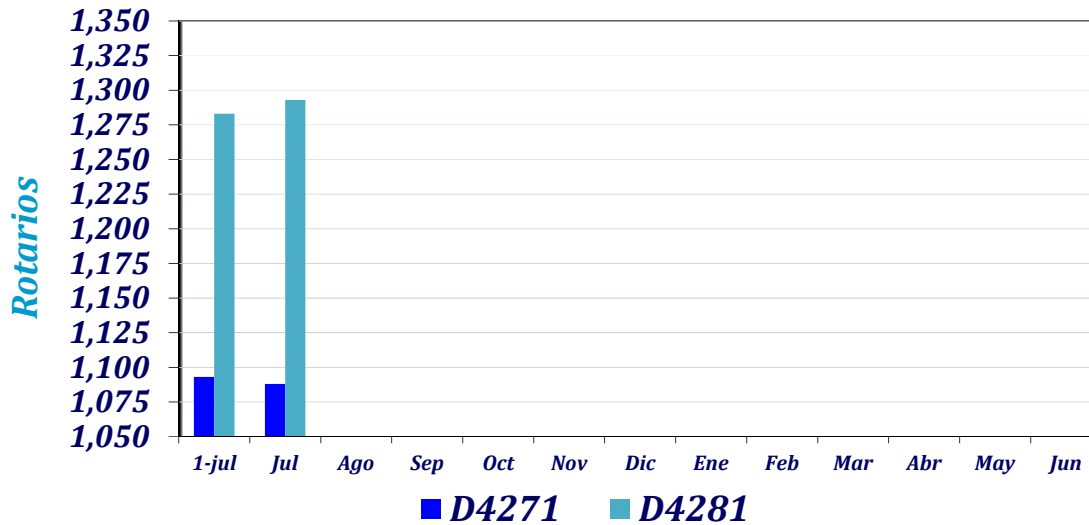
APORTES HISTORICOS AL FAP



ACUMULADO APORTES A POLIO PLUS 2019-2020



MEMBRESIA 2019-2020 (datos final del mes)



Tasa de Cambio Rotaria para Julio 2019 **\$3,190 / US\$**

Tasa de Cambio Rotaria para Agosto 2019 **\$3,250 / US\$**



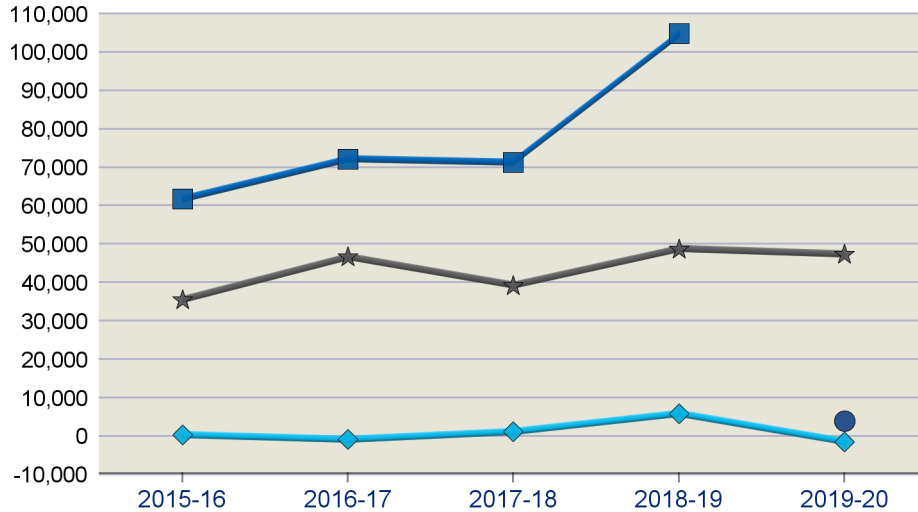
DISTRICT 4271 FUNDRAISING ANALYSIS

INTERIM RESULTS FOR JULY THROUGH JULY 2019-20

	Number of Members	Annual Fund						PolioPlus Fund					Other Funds**	Endowment Fund	Total Giving
		Goal	% Goals Received	Total	Per Capita	Goal Achieved	Non-Giving Clubs	Goal	% Goals Received	Total	Goal Achieved	Non-Giving Clubs	Total	Total	
2019-20	0	\$47,374	93.3%	(\$1,493)	\$0.00	-3.2%	54	\$20,506	91.7%	\$948	4.6%	48	\$0	\$2,000	\$1,455
2018-19	1,121	\$48,810	91.8%	\$104,774	\$93.46	214.7%	0	\$25,590	93.4%	\$29,378	114.8%	0	\$36,200	\$200	\$170,552
2017-18	1,207	\$39,240	57.4%	\$71,273	\$59.05	181.6%	1	\$20,931	52.5%	\$30,606	146.2%	27	\$53,514	\$210	\$155,603
2016-17	1,154	\$46,706	65.0%	\$72,183	\$62.55	154.5%	1	\$22,781	55.0%	\$23,460	103.0%	30	\$36,119	\$267	\$132,028
2015-16	1,225	\$35,471	36.7%	\$61,706	\$50.37	174.0%	1	\$11,970	33.3%	\$21,721	181.5%	26	\$23,555	\$1,035	\$108,017

**Other Funds include term/directed gifts and funds for approved grants.

Annual Fund Measures



Year to Date (YTD) covers the period from July through July.

Recognition and Endowment Measures

	PHF	Bene-factor	Bequest Society*	Major Donor*	Major Gifts	EREY Eligible	Sustaining Member	PHS Eligible
All-time	1,974	18	0	38	--	--	--	--
2019-20	13	2	0	0	0	2	1	0
2018-19	256	0	0	4	0	664	226	33
2017-18	183	0	0	1	2	610	129	25
2016-17	170	0	0	1	0	872	203	30
2015-16	161	1	0	3	0	885	182	22

Yearly breakdowns include both new qualifiers and recognition level changes

Paul Harris Society Members: 3 Rotary Direct Participants: 3

Total Endowed Funds:

Market Value:

Market Value Date:

Foundation Recognition Points: 439.19

* Joint Major Donor/Bequest Society counts as one.

EREY (USD 25 starting in 2016-17), Sustaining Member, and PHS Eligible includes all individuals, not just active club members.

Recognition/Reports:

Rotary Support Center

(866) 9-ROTARY or (866) 976-8279

RotarySupportCenter@rotary.org



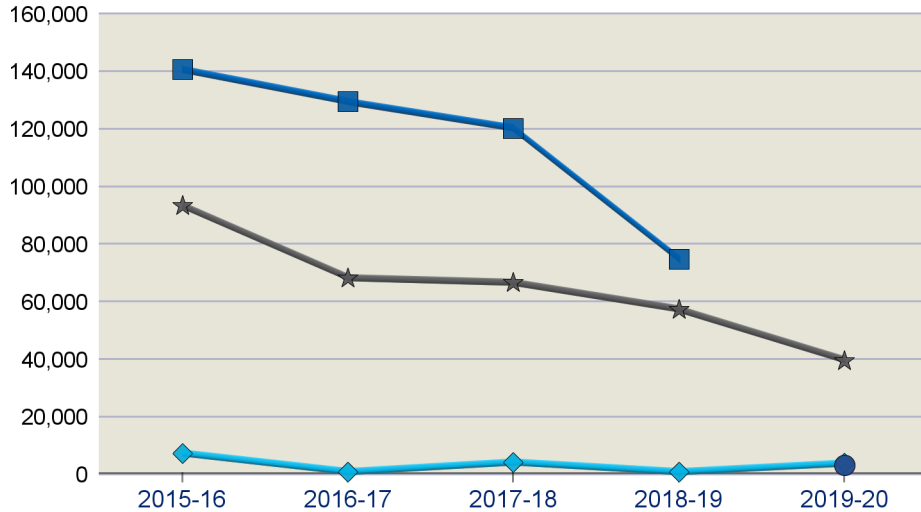
DISTRICT 4281 FUNDRAISING ANALYSIS

INTERIM RESULTS FOR JULY THROUGH JULY 2019-20

	Number of Members	Annual Fund						PolioPlus Fund					Other Funds**	Endowment Fund	Total Giving
		Goal	% Goals Received	Total	Per Capita	Goal Achieved	Non-Giving Clubs	Goal	% Goals Received	Total	Goal Achieved	Non-Giving Clubs	Total	Total	
2019-20	0	\$39,690	46.3%	\$3,882	\$0.00	9.8%	69	\$8,192	46.3%	\$776	9.5%	75	\$0	\$0	\$4,657
2018-19	1,325	\$57,366	90.9%	\$74,647	\$56.34	130.1%	0	\$10,759	89.6%	\$14,373	133.6%	12	\$20,747	\$75	\$109,842
2017-18	1,358	\$66,651	91.3%	\$120,223	\$88.53	180.4%	3	\$10,035	95.0%	\$12,130	120.9%	15	\$8,336	\$2,150	\$142,839
2016-17	1,354	\$68,246	75.3%	\$129,412	\$95.58	189.6%	4	\$11,059	61.7%	\$4,185	37.8%	64	\$1,993	\$0	\$135,590
2015-16	1,361	\$93,432	75.9%	\$140,614	\$103.32	150.5%	0	\$9,276	48.1%	\$11,588	124.9%	14	\$2,980	\$0	\$155,182

**Other Funds include term/directed gifts and funds for approved grants.

Annual Fund Measures



Year to Date (YTD) covers the period from July through July.

- Annual Fund Total for Previous Years - 30 June
- ◆ Annual Fund Year to Date - All Years
- ★ Annual Fund Goal Amount
- Goal Benchmark Year to Date

Recognition and Endowment Measures

	PHF	Bene-factor	Bequest Society*	Major Donor*	Major Gifts	EREY Eligible	Sustaining Member	PHS Eligible
All-time	1,700	18	0	15	--	--	--	--
2019-20	35	0	0	0	0	20	11	0
2018-19	152	0	0	0	0	761	200	16
2017-18	143	2	0	3	0	923	283	20
2016-17	164	0	0	1	0	813	364	28
2015-16	169	0	0	0	0	1,117	392	26

Yearly breakdowns include both new qualifiers and recognition level changes

Paul Harris Society Members: 3 Rotary Direct Participants: 2

Total Endowed Funds:
Market Value:
Market Value Date:

* Joint Major Donor/Bequest Society counts as one.

EREY (USD 25 starting in 2016-17), Sustaining Member, and PHS Eligible includes all individuals, not just active club members.

Foundation Recognition Points: 0.01

Recognition/Reports:

Rotary Support Center

(866) 9-ROTARY or (866) 976-8279

RotarySupportCenter@rotary.org



AVAILABLE DDF BY DISTRICT

For District 4271 In Program Year 2019 - 2020

Transaction	Description	Amount	Balance
50% of Annual Fund Share contributions from 2016 - 2017		\$35,380.80	\$35,380.80
50% of Available Endowment Fund Share Earnings		\$0.00	\$35,380.80
Carry Forward from 2018 - 2019		\$26,945.60	\$62,326.40
Total DDF Funding		\$0.00	\$62,326.40
Actual DDF Balance			\$62,326.40
Tagged	GG1985601 Submitted Medellin Nutibara	(\$1,625.00)	
Total DDF Tagged		(\$1,625.00)	\$60,701.40
Uncommitted DDF Balance (Estimated)			\$60,701.40
Pending Allocations	GG1982531 Draft Barranquilla	(\$4,000.00)	
Pending Allocations	GG1986023 Draft Monteria II	(\$1,000.00)	
Pending Allocations	GG1988839 Draft Cucuta Ciudad de Arboles	(\$1,400.00)	
Pending Allocations	GG1991472 Authorizations Required	(\$6,318.00)	
Total DDF Pending		(\$12,718.00)	\$47,983.40
Unallocated DDF Balance (Estimated)			\$47,983.40



AVAILABLE DDF BY DISTRICT

For District 4281 In Program Year 2019 - 2020

Transaction	Description	Amount	Balance
50% of Annual Fund Share contributions from 2016 - 2017		\$64,655.70	\$64,655.70
50% of Available Endowment Fund Share Earnings		\$0.00	\$64,655.70
Carry Forward from 2018 - 2019		\$55,146.38	\$119,802.08
Total DDF Funding		\$0.00	\$119,802.08
Actual DDF Balance			\$119,802.08
Tagged	GG1875485 Submitted San Nicolas de los Garza	(\$8,500.00)	
Total DDF Tagged	(Cali San Fernando)	(\$8,500.00)	\$111,302.08
Uncommitted DDF Balance (Estimated)			\$111,302.08
Pending Allocations	GG1874796 Draft Perla de Tumaco	(\$4,500.00)	
Pending Allocations	GG1985810 Draft Villa de Leiva	(\$2,000.00)	
Pending Allocations	GG1989692 Draft Manta Spondylis (Ipiales)	(\$1,000.00)	
Pending Allocations	GG1991217 Draft Armenia International	(\$2,200.00)	
Pending Allocations	GG2091823 Draft Armero	(\$2,400.00)	
Total DDF Pending		(\$12,100.00)	\$99,202.08
Unallocated DDF Balance (Estimated)			\$99,202.08