



DISTRITOS 4271 y 4281 DE COLOMBIA NOVIEMBRE 2019

RESUMEN PRESENTE MES

| | |
|--|--------------|
| <i>Contribuciones Distrito 4271 a Polio Plus (US\$)</i> | 2,040 |
| <i>Contribuciones Distrito 4281 a Polio Plus (US\$)</i> | 4,304 |
| <i>Contribuciones Distrito 4271 al Fondo de Dotación (US\$)</i> | 0 |
| <i>Contribuciones Distrito 4281 al Fondo de Dotación (US\$)</i> | 26 |
| <i>Contribuciones Distrito 4271 al Fondo Anual (US\$)</i> | 646 |
| <i>Contribuciones Distrito 4281 al Fondo Anual (US\$)</i> | 1,942 |
| <i>Total Contribuciones Clubes Colombianos al Fondo Anual (US\$)</i> | 2,588 |

ACUMULADO PRESENTE AÑO ROTARIO

| | |
|--|---------------|
| <i>Contribuciones Distrito 4271 a Polio Plus (US\$)</i> | 6,932 |
| <i>Contribuciones Distrito 4281 a Polio Plus (US\$)</i> | 7,350 |
| <i>Contribuciones Distrito 4271 al Fondo de Dotación (US\$)</i> | 2,000 |
| <i>Contribuciones Distrito 4281 al Fondo de Dotación (US\$)</i> | 26 |
| <i>Contribuciones Distrito 4271 al Fondo Anual (US\$)</i> | 1,643 |
| <i>Contribuciones Distrito 4281 al Fondo Anual (US\$)</i> | 11,352 |
| <i>Total Contribuciones Clubes Colombianos al Fondo Anual (US\$)</i> | 12,995 |

CONTRIBUCIONES ACUMULADAS DE LOS CLUBES (US\$)

DISTRITO 4271

| | <i>Meta¹</i> | <i>FA²</i> | <i>Socios²</i> | <i>Meta¹</i> | <i>Polio²</i> |
|-------------------------------|-------------------------|-----------------------|---------------------------|-------------------------|--------------------------|
| <i>Distrito 4271</i> | 0 | 0 | 0 | 0 | 0 |
| <i>Barrancabermeja</i> | 348 | 0 | 16 | 145 | 0 |
| <i>Barranquilla</i> | 1,000 | 100.00 | 45 | 600 | 290.70 |
| <i>Barranquilla Centro</i> | 1,000 | 32.92 | 31 | 1,000 | 1,500.00 |
| <i>Barranquilla Norte</i> | 500 | 0 | 20 | 100 | 0 |
| <i>Barranquilla Oriente</i> | 1,000 | 0 | 14 | 250 | 0 |
| <i>Bello</i> | 100 | 0 | 5 | 50 | 110.06 |
| <i>Bucaramanga</i> | 1,000 | 0 | 25 | 200 | 0 |
| <i>Bucaramanga Chicamocha</i> | 400 | 0 | 11 | 100 | 0 |

¹ Meta registrada en Rotary Central

² Dato tomado de Rotary



CONTRIBUCIONES ACUMULADAS DE LOS CLUBES (US\$)

| | | | | | |
|--|-----------------|------------------|-----------|--------------|-----------------|
| <i>Bucaramanga Ciudad de los Parques</i> | 1,500 | 939.71 | 16 | 250 | 232.56 |
| <i>Bucaramanga Nuevo Milenio</i> | 450 | 105.02 | 7 | 50 | 0 |
| <i>Bucaramanga Ruitoque</i> | 1,700 | 0 | 17 | 500 | 315.46 |
| <i>Bucaramanga Sotomayor</i> | 800 | 200.00 | 10 | 200 | 76.90 |
| <i>Bucaramanga Sur</i> | 1,500 | 0 | 15 | 100 | 0 |
| <i>Caldas</i> | 254 | 0 | 9 | 0 | 0 |
| <i>Cartagena</i> | 3,300 | 0 | 30 | 3,000 | 1,000.01 |
| <i>Cartagena Caribe</i> | 100 | 0 | 13 | 100 | 0 |
| <i>Cartagena de Indias</i> | 1,408.50 | 0 | 25 | 391 | 100.00 |
| <i>Cartagena Empresarial</i> | 260 | 0 | 17 | 110 | 356.11 |
| <i>Cartagena Heroica</i> | 0 | 0 | 7 | 0 | 0 |
| <i>Ciénaga</i> | 20 | 0 | 7 | 20 | 172.00 |
| <i>Cúcuta</i> | 2,000 | 0 | 20 | 435 | 11.78 |
| <i>Cúcuta Ciudad de Arboles</i> | 400 | 0 | 18 | 150 | 15.71 |
| <i>Cúcuta Ciudad de los Patios</i> | 0 | 0 | 20 | 174 | 12.76 |
| <i>Cúcuta Ciudad de Todos</i> | 50 | 0 | 6 | 100 | 8.83 |
| <i>Cúcuta II</i> | 1,000 | 0 | 31 | 1,000 | 24.54 |
| <i>Cúcuta III</i> | 600 | 0 | 37 | 100 | 31.41 |
| <i>El Carmen de Viboral</i> | 500 | 358.21 | 10 | 800 | 0 |
| <i>El Cerrejón</i> | 1,000 | 0 | 12 | 500 | 0 |
| <i>Envigado</i> | 1,000 | 1,000.01 | 22 | 500 | 500.00 |
| <i>Envigado Ayurá</i> | 400 | 0 | 17 | 200 | 0 |
| <i>Fonseca</i> | 400 | 0 | 11 | 200 | 0 |
| <i>Itagüí</i> | 1,200 | 0 | 19 | 500 | 400.00 |
| <i>Itagüí Santamaría</i> | 500 | 0 | 12 | 50 | 0 |
| <i>La Ceja</i> | 300 | 0 | 6 | 40 | 0 |
| <i>Lorica</i> | 2,000 | 0 | 10 | 500 | 0 |
| <i>Magangué</i> | 800 | 0 | 12 | 150 | 0 |
| <i>Medellín</i> | 2,000 | 0 | 72 | 500 | 0 |
| <i>Medellín Bolivariana</i> | 100 | 0 | 9 | 100 | 0 |
| <i>Medellín El Poblado</i> | 1,500 | 0 | 34 | 1,000 | 100.00 |
| <i>Medellín Laureles</i> | 1,000 | 0 | 16 | 380 | 0 |
| <i>Medellín Nutibara</i> | 3,000 | -1,000.01 | 28 | 500 | 0 |
| <i>Medellín Occidente</i> | 800 | 0 | 16 | 100 | 0 |
| <i>Montería</i> | 1,000 | 0 | 16 | 500 | 581.40 |
| <i>Montería II</i> | 2,000 | 71.75 | 27 | 350 | 125.00 |
| <i>Montería Ronda del Sinú</i> | 100 | 10.97 | 11 | 100 | 0 |
| <i>Nuevo Medellín</i> | 2,600 | -500.01 | 25 | 500 | 500.00 |
| <i>Ocaña Primavera</i> | 0 | 0 | 27 | 300 | 0 |
| <i>Pamplona</i> | 270 | 0 | 18 | 100 | 0 |



CONTRIBUCIONES ACUMULADAS DE LOS CLUBES (US\$)

| | | | | | |
|---------------------------------------|------------------|-----------------|--------------|---------------|-----------------|
| <i>Pamplona Fundadora de Ciudades</i> | 100 | 0 | 14 | 100 | 0 |
| <i>Rionegro</i> | 350 | 0 | 7 | 300 | 0 |
| <i>Sabaneta</i> | 400 | 0 | 13 | 100 | 49.05 |
| <i>San Gil</i> | 31.30 | 25.00 | 22 | 219 | 0 |
| <i>San José de Cúcuta</i> | 109.55 | 0 | 19 | 110 | 34.89 |
| <i>San Luis de Sincé</i> | 300 | 0 | 9 | 200 | 0 |
| <i>Santa Marta</i> | 0 | 300.00 | 16 | 0 | 0 |
| <i>Sincelejo</i> | 1,000 | 0 | 27 | 400 | 0 |
| <i>Socorro Huella Comunera</i> | 1,000 | 0 | 27 | 170 | 0 |
| <i>Urabá</i> | 400 | 0 | 20 | 250 | 0 |
| <i>Valledupar Cacique de Eupari</i> | 350 | 0 | 16 | 100 | 0 |
| <i>Villa del Rosario</i> | 1 | 0 | 24 | 500 | 383.13 |
| Total | 47,323.85 | 1,643.57 | 1,116 | 19,444 | 6,932.30 |

DISTRITO 4281

| | <i>Meta¹</i> | <i>FA²</i> | <i>Socios²</i> | <i>Meta¹</i> | <i>Polio²</i> |
|------------------------------|-------------------------|-----------------------|---------------------------|-------------------------|--------------------------|
| <i>Distrito 4281</i> | 0 | 0 | 0 | 0 | 31.08 |
| <i>Armenia</i> | 180 | 0 | 34 | 150 | 0 |
| <i>Armenia International</i> | 200 | 0 | 13 | 200 | 177.52 |
| <i>Armenia Palma de Cera</i> | 300 | 1,000.00 | 15 | 100 | 133.20 |
| <i>Armero</i> | 100 | 0 | 17 | 50 | 148.26 |
| <i>Bogotá</i> | 1,800 | 500.00 | 11 | 500 | 0 |
| <i>Bogotá Capital</i> | 300 | 0 | 16 | 300 | 0 |
| <i>Bogotá Centenario</i> | 3,500 | 75.00 | 26 | 100 | 0 |
| <i>Bogotá Chapinero</i> | 222 | 400.00 | 11 | 300 | 119.40 |
| <i>Bogotá Chicó</i> | 1,250 | 0 | 24 | 150 | 0 |
| <i>Bogotá D.C.</i> | 10 | 0 | 8 | 10 | 0 |
| <i>Bogotá El Dorado</i> | 200 | 0 | 12 | 100 | 0 |
| <i>Bogotá Laureles</i> | 2,500 | 0 | 22 | 50 | 0 |
| <i>Bogotá Multicentro</i> | 200 | 0 | 15 | 120 | 69.73 |
| <i>Bogotá Occidente</i> | 2,000 | 0 | 21 | 100 | 20.72 |
| <i>Bogotá Santa Bárbara</i> | 1,000 | 0 | 11 | 100 | 0 |
| <i>Bogotá Suba</i> | 150 | 200.00 | 4 | 0 | 0 |
| <i>Bogotá Teusaquillo</i> | 1,000 | 1,000.01 | 12 | 0 | 0 |
| <i>Bogotá Usaquén</i> | 0 | 0 | 14 | 0 | 112.71 |
| <i>Buenaventura Pacifico</i> | 0 | 0 | 19 | 0 | 10.36 |
| <i>Buga</i> | 200 | 0 | 19 | 200 | 279.33 |
| <i>Cali</i> | 2,000 | 753.77 | 20 | 150 | 124.22 |
| <i>Cali Norte</i> | 1,000 | 97.59 | 15 | 100 | 0 |
| <i>Cali Pance</i> | 700 | 0 | 21 | 300 | 279.60 |



CONTRIBUCIONES ACUMULADAS DE LOS CLUBES (US\$)

| | | | | | |
|-------------------------------------|---------------|-----------------|-----------|--------------|---------------|
| <i>Cali San Fernando</i> | 5,000 | 2,055.58 | 39 | 100 | 833.39 |
| <i>Cartago</i> | 50 | 0 | 11 | 100 | 0 |
| <i>Catedral de Sal de Zipaquirá</i> | 100 | 0 | 11 | 50 | 0 |
| <i>Duitama</i> | 1,120 | 0 | 16 | 150 | 0 |
| <i>E-Club Origen</i> | 100 | 0 | 14 | 200 | 0 |
| <i>E-Club Sogamoso Global</i> | 1,000 | 0 | 13 | 50 | 108.00 |
| <i>Facatativá</i> | 50 | 17.00 | 15 | 50 | 0 |
| <i>Fusagasugá</i> | 767.50 | 739.65 | 18 | 92 | 66.90 |
| <i>Garagoa</i> | 500 | 0 | 17 | 150 | 145.74 |
| <i>Girardot</i> | 120 | 0 | 6 | 50 | 0 |
| <i>Guamo</i> | 50 | 0 | 10 | 50 | 88.80 |
| <i>Ibagué</i> | 500 | 0 | 18 | 100 | 150.96 |
| <i>Ibagué Ciudad Musical</i> | 440 | 105.04 | 19 | 150 | 104.65 |
| <i>Ibagué Ocobos</i> | 300 | 0 | 12 | 400 | 347.06 |
| <i>Ipiales</i> | 1,800 | 1,224.77 | 19 | 250 | 0 |
| <i>La Dorada</i> | 101.50 | 200.00 | 7 | 102 | 0 |
| <i>La Plata</i> | 2,000 | 0 | 23 | 400 | 399.71 |
| <i>La Sombrerera de Chaparral</i> | 100 | 0 | 2 | 50 | 0 |
| <i>La Vega</i> | 867 | 0 | 20 | 156 | 0 |
| <i>Manizales</i> | 350 | 0 | 19 | 350 | 10.36 |
| <i>Neiva</i> | 500 | 0 | 11 | 100 | 0 |
| <i>Neiva Las Ceibas</i> | 800 | 0 | 33 | 200 | 0 |
| <i>Neiva Noches Plateñas</i> | 300 | 121.44 | 12 | 100 | 111.04 |
| <i>Nuevo Cali</i> | 400 | 250.00 | 12 | 100 | 217.08 |
| <i>Nuevo Ibagué</i> | 2,000 | 380.61 | 30 | 200 | 58.41 |
| <i>Paipa</i> | 600 | 0 | 22 | 200 | 0 |
| <i>Palmira</i> | 1,000 | 0 | 21 | 200 | 0 |
| <i>Pasto</i> | 500 | 0 | 26 | 500 | 10.36 |
| <i>Pasto Valle de Atriz</i> | 300 | 0 | 24 | 200 | 50.94 |
| <i>Pereira</i> | 100 | 0 | 15 | 50 | 74.00 |
| <i>Pereira del Café</i> | 800 | 0 | 20 | 200 | 116.28 |
| <i>Pereira Perla del Otún</i> | 3,700 | 0 | 36 | 450 | 532.03 |
| <i>Perla de Tumaco</i> | 0 | 657.00 | 19 | 0 | 0 |
| <i>Pitalito</i> | 500 | 317.92 | 18 | 100 | 10.36 |
| <i>Popayán</i> | 0 | 0 | 11 | 0 | 0 |
| <i>Quimbaya</i> | 1,000 | 0 | 19 | 0 | 0 |
| <i>San Andrés Isla</i> | 2,000 | 0 | 24 | 1,000 | 0 |
| <i>Santa Fe de Bogotá</i> | 200 | 320.00 | 16 | 500 | 164.21 |
| <i>Santa Rosa de Cabal</i> | 500 | 0 | 15 | 100 | 130.80 |
| <i>Sevilla Centenario</i> | 50 | 0 | 9 | 100 | 0 |

CONTRIBUCIONES ACUMULADAS DE LOS CLUBES (US\$)

| | | | | | |
|--|---------------|------------------|--------------|---------------|-----------------|
| <i>Soata</i> | 500 | 568.40 | 14 | 50 | 74.00 |
| <i>Sogamoso</i> | 0 | 0 | 16 | 400 | 0 |
| <i>Sogamoso Ciudad del Sol</i> | 0 | 0 | 12 | 0 | 0 |
| <i>Sol Naciente Villavicencio</i> | 0 | 0 | 14 | 0 | 0 |
| <i>Sopo</i> | 50 | 0 | 7 | 50 | 0 |
| <i>Subachoque</i> | 500 | 0 | 16 | 100 | 50.00 |
| <i>Supatá</i> | 600 | 0 | 14 | 12 | 0 |
| <i>Tulua</i> | 1,000 | 0 | 23 | 500 | 348.09 |
| <i>Tulua El Lago</i> | 2,000 | 0 | 21 | 300 | 0 |
| <i>Tunja</i> | 1,000 | 268.68 | 24 | 600 | 442.34 |
| <i>Tunja Hunza</i> | 500 | 0 | 20 | 50 | 0 |
| <i>Villa de Leiva</i> | 1,000 | 0 | 12 | 100 | 261.60 |
| <i>Villa Republicana de Chiquinquirá</i> | 0 | 0 | 13 | 100 | 0 |
| <i>Villavicencio</i> | 2,200 | 0 | 21 | 500 | 528.91 |
| <i>Yopal</i> | 800 | 0 | 18 | 300 | 397.03 |
| <i>Yumbo Arroyohondo</i> | 1,700 | 100.00 | 14 | 200 | 10.36 |
| <i>Zipaquirá</i> | 100 | 0 | 12 | 100 | 0 |
| Total | 61,328 | 11,352.46 | 1,353 | 13,742 | 7.349.54 |

| <i>Distrito</i> | D4271 | D4281 |
|-----------------------------------|-----------------|------------------|
| <i>Total Aportes al FA</i> | 1,643.57 | 11,352.46 |
| <i>Socios a Noviembre 30/19</i> | 1,116 | 1,353 |
| <i>Per cápita Distrito (US\$)</i> | 1.47 | 8.39 |

METAS FONDO ANUAL PERIODO 2019 - 2020³

| | <i>Meta</i> | <i>Cumplimiento %</i> |
|--|------------------------|-----------------------|
| <i>Distrito 4271</i> | US\$ 50,248.80 | 3.27 |
| <i>Distrito 4281</i> | US\$ 61,328.00 | 18.41 |
| Total Metas al Fondo Anual (US\$) | US\$ 111,576.80 | 11.65 |

³ Tomado de RI con base en la actualización que se hace en Rotary Central



ROTARY INTERNATIONAL
CARLOS ALBERTO ARANGO GUTIERREZ
 Presidente Comité Finanzas Distrito 4281
 Gobernador 2004-2005 Distrito 4280



METAS POLIO PLUS PERIODO 2019 - 2020³

| | <i>Meta</i> | <i>Cumplimiento %</i> |
|--------------------------------------|-----------------------|-----------------------|
| <i>Distrito 4271</i> | <i>US\$ 19,444.00</i> | <i>35.65</i> |
| <i>Distrito 4281</i> | <i>US\$ 13,742.00</i> | <i>53.49</i> |
| Total Metas Polio Plus (US\$) | US\$ 33,186.00 | 43.04 |

EVOLUCION CUADRO SOCIAL 2019 - 2020³

| <i>Distrito</i> | <i>D4271</i> | <i>D4281</i> |
|----------------------------------|--------------------------|--------------------------|
| <i>Socios a Junio 30/18</i> | <i>1,093 (61 Clubes)</i> | <i>1,283 (79 Clubes)</i> |
| <i>Socios a Julio 1/18</i> | <i>1,091 (61 Clubes)</i> | <i>1,278 (79 Clubes)</i> |
| <i>Socios a Noviembre 30/19</i> | <i>1,116 (60 Clubes)</i> | <i>1,353 (80 Clubes)</i> |
| <i>Crecimiento Cuadro Social</i> | <i>+25 (2.29%)</i> | <i>+70 (+5.46%)</i> |
| <i>Promedio socios por Club</i> | <i>19</i> | <i>17</i> |

CIRCULO PAUL HARRIS ELEGIBLES (PHS ELIGIBLE) ACUMULADO AÑO ROTARIO⁴

| <i>Club</i> | <i>D4271</i> | <i>D4281</i> |
|----------------------------|--------------|--------------|
| <i>Barranquilla Centro</i> | <i>1</i> | |
| <i>Envigado</i> | <i>1</i> | |
| <i>Nuevo Medellin</i> | <i>1</i> | |
| <i>Bogota Teusaquillo</i> | | <i>1</i> |
| <i>Cali San Fernando</i> | | <i>1</i> |
| Total | 3 | 2 |

BANDERINES PARA LOS CLUBES: APORTES A LFR⁵ Y CLUBES CADA ROTARIO CADA AÑO (EREY)⁶ ACUMULADO A LA FECHA

| <i>Club</i> | <i>D4271</i> | | <i>D4281</i> | |
|--------------|-------------------------------|----------------------|-------------------------------|----------------------|
| | <i>Banderín Aportes a LFR</i> | <i>Banderín EREY</i> | <i>Banderín Aportes a LFR</i> | <i>Banderín EREY</i> |
| | <i>0</i> | <i>0</i> | | |
| | <i>0</i> | <i>0</i> | | |
| | | | <i>0</i> | <i>0</i> |
| | | | <i>0</i> | <i>0</i> |
| Total | 0 | 0 | 0 | 0 |

⁴ Paul Harris Society: Socios Activos que han contribuido con mínimo US\$1,000 a La Fundación Rotaria en el presente período Rotario
⁵ Banderín Aportes a LFR: Clubes donde el 100% de los Socios Activos han contribuido US\$25 o más **a cualquier fondo de LFR** a la fecha y el per cápita es igual o mayor a US\$100

⁶ Banderín Clubes EREY: Clubes donde el 100% de los Socios Activos han contribuido mínimo US\$25 **al Fondo Anual** a la fecha y el per cápita es igual o mayor a US\$100

CLUBES CON MAYOR APORTE ANUAL PER CAPITA A LA FECHA

| <i>Club</i> | <i>D4271</i> | <i>D4281</i> |
|---|--------------|--------------|
| 1° Bucaramanga Ciudad de los Parques | 62.65 | |
| 2° Envigado | 45.46 | |
| 3° El Carmen de Viboral | 35.82 | |
| 1° Bogota Teusaquillo | | 76.92 |
| 2° Ipiales | | 68.04 |
| 3° Cali San Fernando | | 56.23 |

CLUBES 100% PAUL HARRIS

| <i>Club</i> | <i>Distrito</i> | <i>Fecha</i> |
|-------------------------------|-----------------|---------------|
| 1. Cali San Fernando | 4281 | 30-jul-03 |
| 2. Cartagena | 4271 | 12-may-04 |
| 3. Manizales | 4281 | 11-abr-05 |
| 4. Medellín | 4271 | 17-dic-07 |
| 5. La Plata | 4281 | 18-feb-08 |
| 6. Medellín Occidente | 4271 | 19-feb-08 |
| 7. Nuevo Medellín | 4271 | 3-abr-08 |
| 8. Cali | 9. 4281 | 10. 27-may-08 |
| 11. Medellín Nutibara | 4271 | 18-nov-08 |
| 12. Cartagena de Indias | 4271 | 1-feb-10 |
| 13. Paipa | 4281 | 9-jun-11 |
| 14. Bogotá Usaquen | 4281 | 30-jun-11 |
| 15. Medellín El Poblado | 4271 | 30-jun-11 |
| 16. Montería II | 4271 | 30-may-12 |
| 17. Bogotá Chapinero | 4281 | 10-mar-13 |
| 18. Bucaramanga Nuevo Milenio | 4271 | 1-abr-13 |
| 19. Pereira Perla del Otún | 4281 | 20-may-13 |
| 20. Bogotá Occidente | 4281 | 18-nov-13 |
| 21. Bogotá Laureles | 4281 | 20-jun-14 |
| 22. Itagüí | 4271 | 27-ago-14 |
| 23. El Carmen de Viboral | 4271 | 12-nov-14 |
| 24. Bogotá Centenario | 4281 | 25-feb-15 |
| 25. Cúcuta Ciudad de Arboles | 4271 | 3-abr-15 |
| 26. Medellín Laureles | 4271 | 14-jun-15 |
| 27. Bogotá Santa Barbara | 4281 | 16-jun-15 |
| 28. El Cerrejon | 4271 | 16-jul-15 |



ROTARY INTERNATIONAL
CARLOS ALBERTO ARANGO GUTIERREZ
 Presidente Comité Finanzas Distrito 4281
 Gobernador 2004-2005 Distrito 4280



| | | |
|---------------------------|------|-----------|
| 29. Nuevo Ibagué | 4281 | 9-feb-16 |
| 30. San José de Cúcuta | 4271 | 18-feb-16 |
| 31. Santa Fe de Bogotá | 4281 | 7-sep-16 |
| 32. Armero | 4281 | 4-ago-17 |
| 33. Bucaramanga Sur | 4271 | 17-nov-17 |
| 34. Bucaramanga Sotomayor | 4271 | 11-jun-18 |
| 35. Bucaramanga Ruitoque | 4271 | 13-jul-18 |
| 36. Rionegro | 4271 | 26-oct-18 |
| 37. Cartagena Caribe | 4271 | 31-oct-18 |
| 38. Bogota Chicó | 4281 | 2018-2019 |

SALDOS CLUBES DISTRITO 4281 (a Diciembre 6)

| | RI (US\$) ⁷ | Revista (\$) ⁸ | Becas (\$) | Fondo Distrital (\$) | Conferencia Distrital (\$) |
|-----------------------|------------------------|---------------------------|------------|----------------------|----------------------------|
| Armenia | 0 | 0 | 0 | 1,700,000 | 3,230,000 |
| Armenia International | 0 | 0 | 195,000 | 1,300,000 | 1,235,000 |
| Armenia Palma de Cera | 0 | -42,000 | 0 | 850,000 | 1,425,000 |
| Armero | 0 | 0 | 0 | 850,000 | 1,615,000 |
| Bogotá | 0 | 0 | 0 | 0 | 1,045,000 |
| Bogotá Capital | 0 | 0 | 0 | 0 | 0 |
| Bogotá Centenario | 0 | 0 | 0 | 1,450,000 | 2,470,000 |
| Bogotá Chapinero | 0 | 0 | 0 | 0 | 855,000 |
| Bogotá Chicó | -0.22 | 0 | 0 | 0 | 2,280,000 |
| Bogotá D.C. | 0 | 296,000 | 0 | 400,000 | 760,000 |
| Bogotá El Dorado | 0 | 0 | 0 | 600,000 | 1,140,000 |
| Bogotá Laureles | 0 | 0 | 0 | 1,100,000 | 2,090,000 |
| Bogotá Multicentro | -35.00 | 0 | 0 | 0 | 1,425,000 |
| Bogotá Occidente | 0 | -20,000 | 0 | 1,050,000 | 1,995,000 |
| Bogotá Santa Bárbara | 0 | 0 | 0 | 600,000 | 1,045,000 |
| Bogotá Suba | 0 | 1,197,000 | 30,000 | 0 | 475,000 |
| Bogotá Teusaquillo | -0.01 | 0 | 0 | 650,000 | 1,140,000 |
| Bogotá Usaquén | 0 | 0 | 720,000 | 0 | 0 |
| Buenaventura Pacifico | 0 | 1,756,000 | 0 | 0 | 1,805,000 |
| Buga | 0 | -151,000 | 0 | 950,000 | 2,090,000 |
| Cali | 0 | 0 | 0 | 1,000,000 | 1,900,000 |
| Cali Norte | 0 | -111,000 | 0 | 750,000 | 1,425,000 |
| Cali Pance | 0 | 0 | 0 | 0 | 0 |

⁷ Información tomada de Rotary International

⁸ Información suministrada por la Corporación Revista Colombia Rotaria - **Información al 13 de Diciembre - Nota: si no ha sido enviada la copia de la consignación puede aparecer el saldo pendiente de pagar.**



ROTARY INTERNATIONAL
CARLOS ALBERTO ARANGO GUTIERREZ
Presidente Comité Finanzas Distrito 4281
Gobernador 2004-2005 Distrito 4280



| | | | | | |
|-------------------------------------|---------|-----------|------------|-----------|-----------|
| <i>Cali San Fernando</i> | 0 | 0 | 0 | 2,000,000 | 3,610,000 |
| <i>Cartago</i> | 35.00 | -43,000 | -195,000 | 600,000 | 1,140,000 |
| <i>Catedral de Sal de Zipaquirá</i> | 0 | 37,000 | 0 | 550,000 | 1,045,000 |
| <i>Duitama</i> | 0 | 0 | 0 | 0 | 1,520,000 |
| <i>E-Club Origen</i> | 0 | 0 | 0 | 750,000 | 1,425,000 |
| <i>E-Club Sogamoso Global</i> | 0 | 0 | 0 | 650,000 | 1,235,000 |
| <i>Facatativá</i> | 0 | -74,000 | 0 | 0 | 1,425,000 |
| <i>Fusagasugá</i> | 0 | -37,000 | 0 | 850,000 | 1,615,000 |
| <i>Garagoa</i> | 0 | 0 | 255,000 | 1,700,000 | 1,615,000 |
| <i>Girardot</i> | 0.01 | -108,000 | 0 | 300,000 | 570,000 |
| <i>Guamo</i> | -157.66 | 410,000 | 0 | 500,000 | 0 |
| <i>Ibagué</i> | 0 | 0 | 0 | 900,000 | 1,710,000 |
| <i>Ibagué Ciudad Musical</i> | 0 | 0 | 0 | 0 | 1,805,000 |
| <i>Ibagué Ocobos</i> | -1.32 | 0 | 0 | 750,000 | 1,330,000 |
| <i>Ipiales</i> | 0 | 0 | 0 | 1,800,000 | 1,710,000 |
| <i>La Dorada</i> | -0.25 | 1,414,000 | 0 | 400,000 | 0 |
| <i>La Plata</i> | 0 | -60,000 | 0 | 0 | 0 |
| <i>La Sombrerera de Chaparral</i> | 0 | 74,000 | -105,000 | 100,000 | 190,000 |
| <i>La Vega</i> | 0 | -54,000 | 0 | 1,000,000 | 1,900,000 |
| <i>Manizales</i> | 0 | 0 | 0 | 1,000,000 | 1,805,000 |
| <i>Neiva</i> | 0 | -407,000 | 0 | 0 | 0 |
| <i>Neiva Las Ceibas</i> | 0 | 0 | 0 | 0 | 3,040,000 |
| <i>Neiva Noches Plateñas</i> | 0 | 440,000 | 480,000 | 2,685,000 | 1,140,000 |
| <i>Nuevo Cali</i> | 0 | -37,000 | 0 | 550,000 | 1,140,000 |
| <i>Nuevo Ibagué</i> | -98.37 | 0 | 0 | 1,500,000 | 2,850,000 |
| <i>Paipa</i> | 7.47 | 1,134,000 | 0 | 1,100,000 | 2,090,000 |
| <i>Palmira</i> | 0 | 0 | 0 | 0 | 1,995,000 |
| <i>Pasto</i> | -17.35 | -891,000 | 390,000 | 1,500,000 | 2,470,000 |
| <i>Pasto Valle de Atriz</i> | -0.01 | 808,000 | 0 | 0 | 2,280,000 |
| <i>Pereira</i> | 0 | -37,000 | 0 | 750,000 | 1,425,000 |
| <i>Pereira del Café</i> | 0 | 0 | 0 | 0 | 0 |
| <i>Pereira Perla del Otún</i> | 0 | -10,000 | -525,000 | 1,800,000 | 3,420,000 |
| <i>Perla de Tumaco</i> | 0 | 1,290,000 | 480,000 | 3,655,000 | 1,805,000 |
| <i>Pitalito</i> | 0 | 0 | 0 | 900,000 | 1,615,000 |
| <i>Popayán</i> | 26.65 | 1,628,000 | 0 | 550,000 | 1,045,000 |
| <i>Quimbaya</i> | 0 | -114,000 | -285,000 | 950,000 | 0 |
| <i>San Andrés Isla</i> | -818.15 | -777,000 | -1,080,000 | 0 | 2,280,000 |
| <i>Santa Fe de Bogotá</i> | 0 | 0 | 0 | 750,000 | 1,425,000 |
| <i>Santa Rosa de Cabal</i> | 0 | -555,000 | -225,000 | 0 | 0 |
| <i>Sevilla Centenario</i> | 0 | 3,858,000 | -135,000 | 0 | 0 |
| <i>Soatá</i> | 0 | 0 | 0 | 0 | 1,330,000 |
| <i>Sogamoso</i> | 0 | 1,124,000 | 0 | 0 | 1,520,000 |

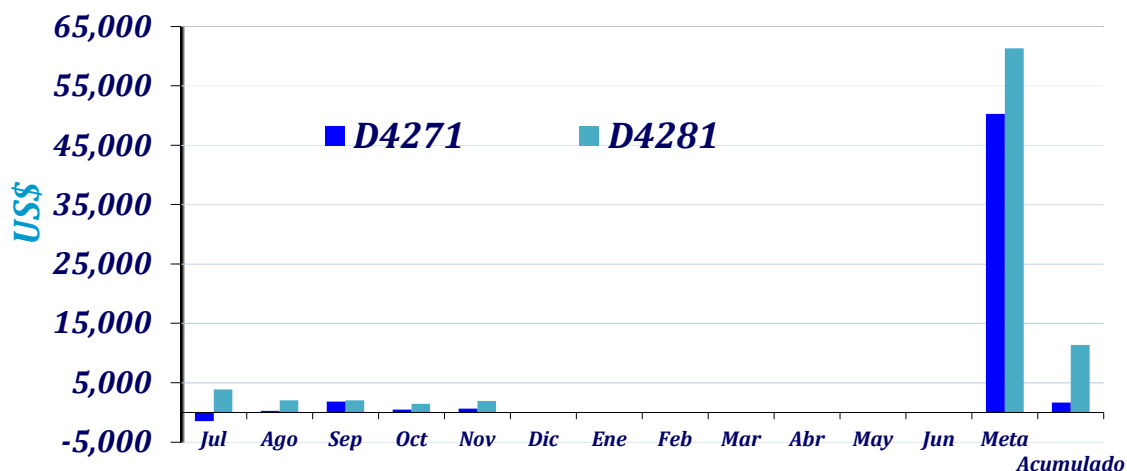


ROTARY INTERNATIONAL
CARLOS ALBERTO ARANGO GUTIERREZ
 Presidente Comité Finanzas Distrito 4281
 Gobernador 2004-2005 Distrito 4280

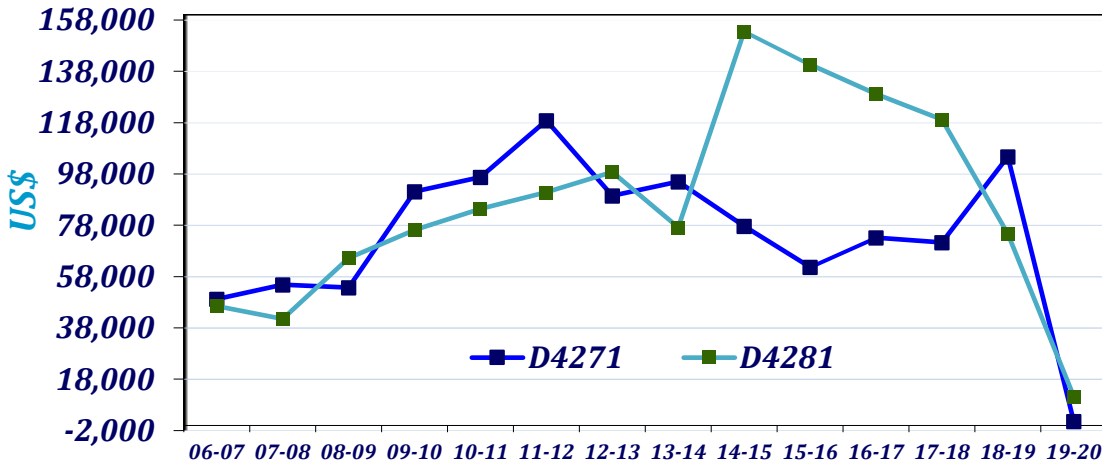


| | | | | | |
|--|------------------|-------------------|----------------|-------------------|--------------------|
| <i>Sogamoso Ciudad del Sol</i> | -158.03 | 924,000 | 0 | 600,000 | 1,140,000 |
| <i>Sol Naciente Villavicencio</i> | -32.00 | 0 | 0 | 0 | 1,330,000 |
| <i>Sopo</i> | 0 | 0 | 315,000 | 2,100,000 | 1,710,000 |
| <i>Subachoque</i> | -443.00 | 0 | -210,000 | 0 | 1,520,000 |
| <i>Supatá</i> | -4.82 | -518,000 | -210,000 | 0 | 1,330,000 |
| <i>Tulua</i> | 0 | 0 | 0 | 1,150,000 | 2,185,000 |
| <i>Tulua El Lago</i> | 0 | 777,000 | 0 | 2,100,000 | 1,995,000 |
| <i>Tunja</i> | -0.27 | -38,000 | 0 | 1,250,000 | 2,375,000 |
| <i>Tunja Hunza</i> | 0 | 1,800,000 | 0 | 900,000 | 1,900,000 |
| <i>Villa de Leiva</i> | 0 | 0 | -5,000 | 550,000 | 1,330,000 |
| <i>Villa Republicana de Chiquinquirá</i> | 0 | 754,000 | 510,000 | 1,383,684 | 950,000 |
| <i>Villavicencio</i> | 0 | 0 | 0 | 950,000 | 1,995,000 |
| <i>Yopal</i> | 0 | -74,000 | 0 | 950,000 | 1,710,000 |
| <i>Yumbo Arroyohondo</i> | 0 | 37,000 | 0 | 550,000 | 950,000 |
| <i>Zipaquirá</i> | 0 | 0 | 0 | 650,000 | 1,235,000 |
| Totales | -1,697.33 | 15,600,000 | 400,000 | 56,923,684 | 113,620,000 |

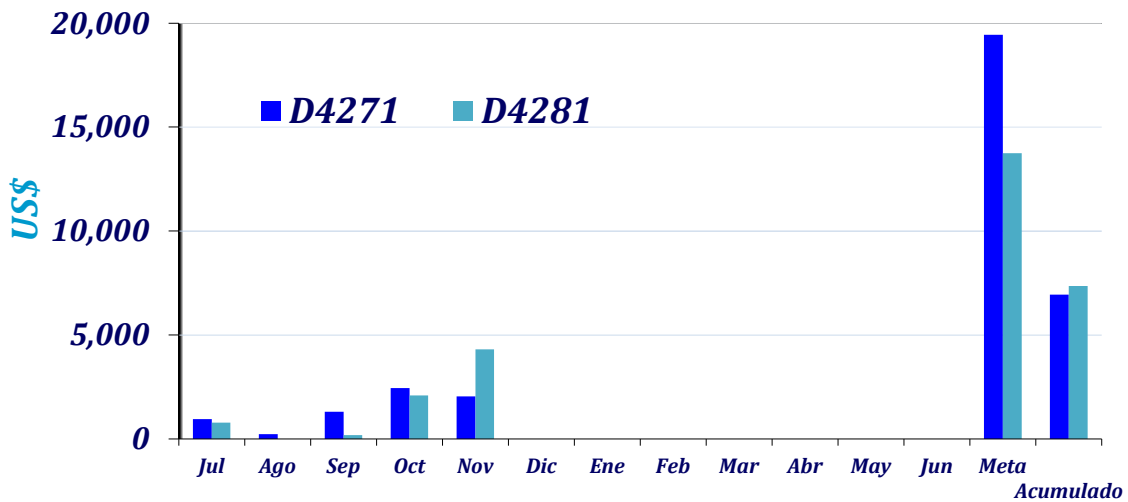
ACUMULADO APORTES AL FA 2019-2020



APORTES HISTORICOS AL FA



ACUMULADO APORTES A POLIO PLUS 2019-2020

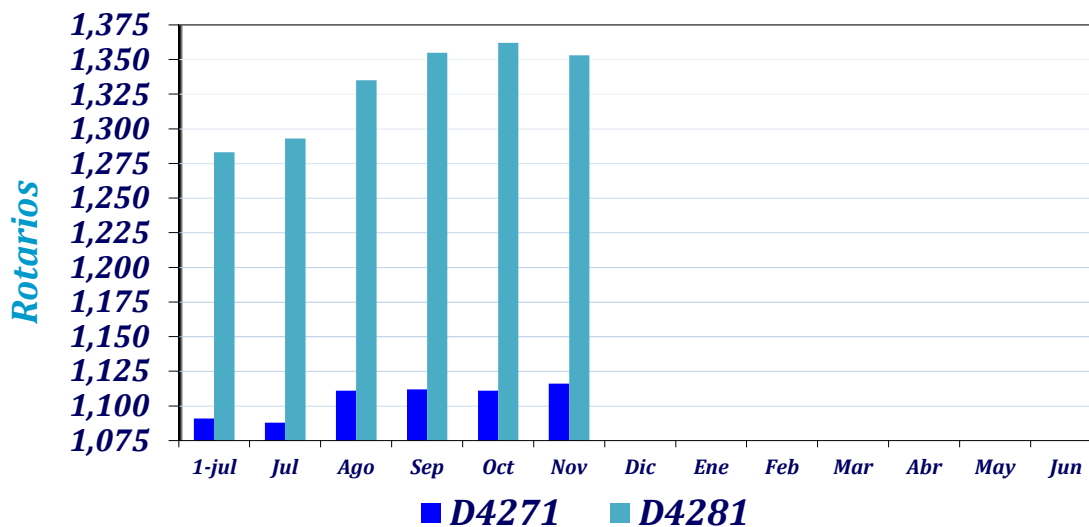




ROTARY INTERNATIONAL
CARLOS ALBERTO ARANGO GUTIERREZ
Presidente Comité Finanzas Distrito 4281
Gobernador 2004-2005 Distrito 4280



MEMBRESIA 2019-2020 (datos final del mes)



Tasa de Cambio Rotaria para Noviembre 2019 \$3,380 / US\$

Tasa de Cambio Rotaria para Diciembre 2019 \$3,430 / US\$



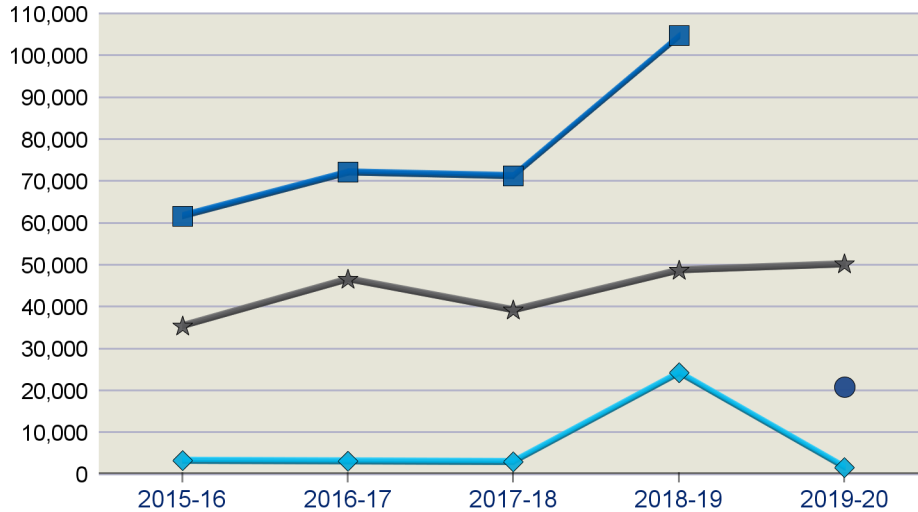
DISTRICT 4271 FUNDRAISING ANALYSIS

INTERIM RESULTS FOR JULY THROUGH NOVEMBER 2019-20

| | Number of Members | Annual Fund | | | | | | PolioPlus Fund | | | | | Other Funds** | Endowment Fund | Total Giving |
|----------------|-------------------|-----------------|------------------|------------------|----------------|---------------|------------------|-----------------|------------------|-----------------|---------------|------------------|-----------------|----------------|------------------|
| | | Goal | % Goals Received | Total | Per Capita | Goal Achieved | Non-Giving Clubs | Goal | % Goals Received | Total | Goal Achieved | Non-Giving Clubs | Total | Total | |
| 2019-20 | 1,091 | \$50,249 | 96.7% | \$1,644 | \$1.51 | 3.3% | 47 | \$19,444 | 95.0% | \$6,932 | 35.7% | 35 | \$525 | \$2,000 | \$11,101 |
| 2018-19 | 1,121 | \$48,810 | 91.8% | \$104,774 | \$93.46 | 214.7% | 0 | \$25,590 | 93.4% | \$29,378 | 114.8% | 0 | \$36,200 | \$200 | \$170,552 |
| 2017-18 | 1,207 | \$39,240 | 57.4% | \$71,273 | \$59.05 | 181.6% | 1 | \$20,931 | 52.5% | \$30,606 | 146.2% | 27 | \$53,514 | \$210 | \$155,603 |
| 2016-17 | 1,154 | \$46,706 | 65.0% | \$72,183 | \$62.55 | 154.5% | 1 | \$22,781 | 55.0% | \$23,460 | 103.0% | 30 | \$36,119 | \$267 | \$132,028 |
| 2015-16 | 1,225 | \$35,471 | 36.7% | \$61,706 | \$50.37 | 174.0% | 1 | \$11,970 | 33.3% | \$21,721 | 181.5% | 26 | \$23,555 | \$1,035 | \$108,017 |

**Other Funds include term/directed gifts and funds for approved grants.

Annual Fund Measures



Year to Date (YTD) covers the period from July through November.

Recognition and Endowment Measures

| | PHF | Bene-factor | Bequest Society* | Major Donor* | Major Gifts | EREY Eligible | Sustaining Member | PHS Eligible |
|-----------------|--------------|-------------|------------------|--------------|-------------|---------------|-------------------|--------------|
| All-time | 1,994 | 18 | 0 | 38 | -- | -- | -- | -- |
| 2019-20 | 44 | 2 | 0 | 0 | 0 | 20 | 8 | 3 |
| 2018-19 | 255 | 0 | 0 | 4 | 0 | 664 | 226 | 33 |
| 2017-18 | 183 | 0 | 0 | 1 | 2 | 609 | 129 | 25 |
| 2016-17 | 171 | 0 | 0 | 1 | 0 | 872 | 203 | 30 |
| 2015-16 | 162 | 1 | 0 | 3 | 0 | 886 | 183 | 23 |

Yearly breakdowns include both new qualifiers and recognition level changes

Paul Harris Society Members: 4 **Rotary Direct Participants: 4**

Total Endowed Funds:

Market Value:

Market Value Date:

Foundation Recognition Points: 439.19

* Joint Major Donor/Bequest Society counts as one.

EREY (USD 25 starting in 2016-17), Sustaining Member, and PHS Eligible includes all individuals, not just active club members.

Recognition/Reports:

Rotary Support Center

(866) 9-ROTARY or (866) 976-8279

RotarySupportCenter@rotary.org



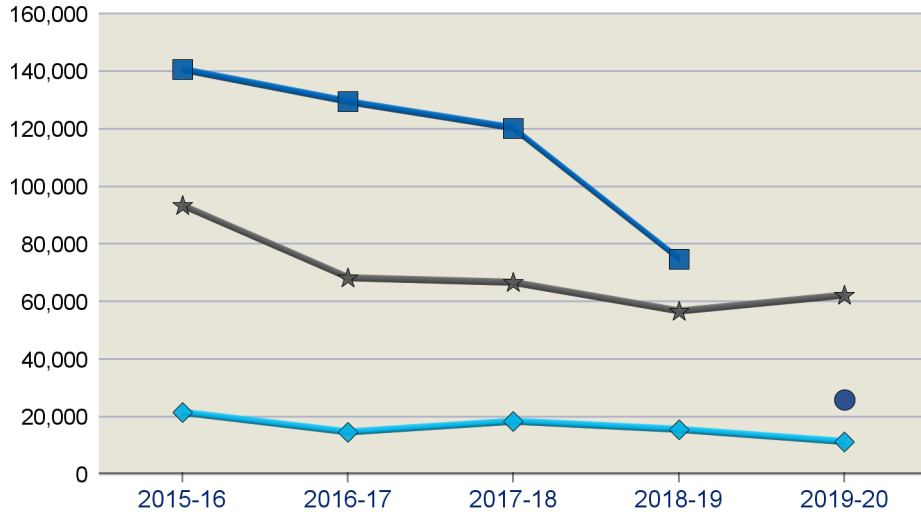
DISTRICT 4281 FUNDRAISING ANALYSIS

INTERIM RESULTS FOR JULY THROUGH NOVEMBER 2019-20

| | Number of Members | Annual Fund | | | | | | PolioPlus Fund | | | | | Other Funds** | Endowment Fund | Total Giving |
|----------------|-------------------|-----------------|------------------|------------------|-----------------|---------------|------------------|-----------------|------------------|-----------------|---------------|------------------|-----------------|----------------|------------------|
| | | Goal | % Goals Received | Total | Per Capita | Goal Achieved | Non-Giving Clubs | Goal | % Goals Received | Total | Goal Achieved | Non-Giving Clubs | Total | Total | |
| 2019-20 | 1,278 | \$62,253 | 91.3% | \$11,352 | \$8.88 | 18.2% | 57 | \$14,042 | 90.0% | \$7,350 | 52.3% | 39 | \$105 | \$28 | \$18,835 |
| 2018-19 | 1,325 | \$56,666 | 90.9% | \$74,647 | \$56.34 | 131.7% | 0 | \$10,959 | 89.6% | \$14,373 | 131.1% | 12 | \$20,747 | \$75 | \$109,842 |
| 2017-18 | 1,358 | \$66,651 | 91.3% | \$120,223 | \$88.53 | 180.4% | 3 | \$10,035 | 95.0% | \$12,130 | 120.9% | 15 | \$8,336 | \$2,150 | \$142,839 |
| 2016-17 | 1,354 | \$68,246 | 75.3% | \$129,412 | \$95.58 | 189.6% | 4 | \$11,059 | 61.7% | \$4,185 | 37.8% | 64 | \$1,993 | \$0 | \$135,590 |
| 2015-16 | 1,361 | \$93,432 | 75.9% | \$140,614 | \$103.32 | 150.5% | 0 | \$9,276 | 48.1% | \$11,588 | 124.9% | 14 | \$2,980 | \$0 | \$155,182 |

**Other Funds include term/directed gifts and funds for approved grants.

Annual Fund Measures



Year to Date (YTD) covers the period from July through November.

Recognition and Endowment Measures

| | PHF | Bene-factor | Bequest Society* | Major Donor* | Major Gifts | EREY Eligible | Sustaining Member | PHS Eligible |
|-----------------|--------------|-------------|------------------|--------------|-------------|---------------|-------------------|--------------|
| All-time | 1,714 | 18 | 0 | 16 | -- | -- | -- | -- |
| 2019-20 | 64 | 0 | 0 | 1 | 0 | 63 | 31 | 2 |
| 2018-19 | 152 | 0 | 0 | 0 | 0 | 760 | 199 | 16 |
| 2017-18 | 142 | 2 | 0 | 3 | 0 | 923 | 283 | 20 |
| 2016-17 | 163 | 0 | 0 | 1 | 0 | 812 | 363 | 27 |
| 2015-16 | 169 | 0 | 0 | 0 | 0 | 1,116 | 391 | 26 |

Yearly breakdowns include both new qualifiers and recognition level changes

Paul Harris Society Members: 3 **Rotary Direct Participants: 5**

Total Endowed Funds:

Market Value:

Market Value Date:

Foundation Recognition Points: 0.01

* Joint Major Donor/Bequest Society counts as one.

EREY (USD 25 starting in 2016-17), Sustaining Member, and PHS Eligible includes all individuals, not just active club members.

Recognition/Reports:

Rotary Support Center

(866) 9-ROTARY or (866) 976-8279

RotarySupportCenter@rotary.org



AVAILABLE DDF BY DISTRICT

For District 4271 In Program Year 2019 - 2020

| Transaction | Description | Amount | Balance |
|---|--|----------------------|--------------------|
| 50% of Annual Fund Share contributions from 2016 - 2017 | | \$35,380.80 | \$35,380.80 |
| 50% of Available Endowment Fund Share Earnings | | \$0.17 | \$35,380.97 |
| Carry Forward from 2018 - 2019 | | \$26,945.60 | \$62,326.57 |
| Project Funding | GG1985601 Medellin Nutibara | (\$1,625.00) | |
| Total DDF Funding | | (\$1,625.00) | \$60,701.57 |
| Actual DDF Balance | | | \$60,701.57 |
| Tagged | GG1991472 Submitted Bucaramanga Nuevo Milenio | (\$2,750.00) | |
| Tagged | GG2096451 Submitted Medellin El Poblado | (\$2,000.00) | |
| Total DDF Tagged | | (\$4,750.00) | \$55,951.57 |
| Uncommitted DDF Balance (Estimated) | | | \$55,951.57 |
| Pending Allocations | DG2093877 Draft Subvencion Distrital | \$0.00 | |
| Pending Allocations | GG1986023 Draft Monteria II | (\$1,000.00) | |
| Pending Allocations | GG1988839 Draft Cucuta Ciudad de Arboles | (\$1,500.00) | |
| Pending Allocations | GG2092485 Authorizations Required Distrito 5495 EU | (\$750.00) | |
| Pending Allocations | GG2092952 Draft | (\$1,000.00) | |
| Pending Allocations | GG2097059 Draft | (\$6,768.00) | |
| Total DDF Pending | | (\$11,018.00) | \$44,933.57 |
| Unallocated DDF Balance (Estimated) | | | \$44,933.57 |



AVAILABLE DDF BY DISTRICT

For District 4281 In Program Year 2019 - 2020

| Transaction | Description | Amount | Balance |
|---|--|----------------------|---------------------|
| 50% of Annual Fund Share contributions from 2016 - 2017 | | \$64,655.70 | \$64,655.70 |
| 50% of Available Endowment Fund Share Earnings | | \$44.66 | \$64,700.36 |
| Carry Forward from 2018 - 2019 | | \$55,146.38 | \$119,846.74 |
| | San Nicolas de los Garza | | |
| Project Funding | GG1875485 (Cali San Fernando) | (\$8,500.00) | |
| Project Funding | GG2091823 Armero | (\$3,314.00) | |
| Total DDF Funding | | (\$11,814.00) | \$108,032.74 |
| Returned Funds | DG1963262 Subvencion Distrital 18-19 | \$4,777.71 | |
| Total DDF Returned Funds | | \$4,777.71 | \$112,810.45 |
| Actual DDF Balance | | | \$112,810.45 |
| Tagged | GG1991217 Submitted Armenia International | (\$2,000.00) | |
| Total DDF Tagged | | (\$2,000.00) | \$110,810.45 |
| Uncommitted DDF Balance (Estimated) | | | \$110,810.45 |
| Pending Allocations | DG2094286 Draft Subvencion Distrital 19-20 | (\$1,000.00) | |
| Pending Allocations | GG1874796 Draft Perla de Tumaco | (\$4,500.00) | |
| Pending Allocations | GG1985810 Draft Villa de Leiva | (\$6,420.00) | |
| Pending Allocations | GG1986365 Draft Zipaquira | (\$1,385.00) | |
| Pending Allocations | GG1989692 Draft Manta Spondylis (Ipiales) | (\$1,000.00) | |
| Pending Allocations | GG2092485 Authorizations Required Distrito 5495 EU | (\$750.00) | |
| Pending Allocations | GG2094191 Draft Cali Norte | (\$3,800.00) | |
| Pending Allocations | GG2094567 Draft Cali San Fernando | (\$6,200.00) | |
| Total DDF Pending | | (\$25,055.00) | \$85,755.45 |



AVAILABLE DDF BY DISTRICT

For District 4281 In Program Year 2019 - 2020

| | |
|-------------------------------------|-------------|
| Unallocated DDF Balance (Estimated) | \$85,755.45 |
|-------------------------------------|-------------|