

## *DISTRITOS 4271 y 4281 DE COLOMBIA ENERO 2020*

### **RESUMEN PRESENTE MES**

<i>Contribuciones Distrito 4271 a Polio Plus (US\$)</i>	<b>3,050</b>
<i>Contribuciones Distrito 4281 a Polio Plus (US\$)</i>	<b>1,718</b>
<i>Contribuciones Distrito 4271 al Fondo de Dotación (US\$)</i>	<b>0</b>
<i>Contribuciones Distrito 4281 al Fondo de Dotación (US\$)</i>	<b>2</b>
<i>Contribuciones Distrito 4271 al Fondo Anual (US\$)</i>	<b>1,431</b>
<i>Contribuciones Distrito 4281 al Fondo Anual (US\$)</i>	<b>1,436</b>
<i>Total Contribuciones Clubes Colombianos al Fondo Anual (US\$)</i>	<b>2,867</b>

### **ACUMULADO PRESENTE AÑO ROTARIO**

<i>Contribuciones Distrito 4271 a Polio Plus (US\$)</i>	<b>12,848</b>
<i>Contribuciones Distrito 4281 a Polio Plus (US\$)</i>	<b>11,299</b>
<i>Contribuciones Distrito 4271 al Fondo de Dotación (US\$)</i>	<b>2,010</b>
<i>Contribuciones Distrito 4281 al Fondo de Dotación (US\$)</i>	<b>30</b>
<i>Contribuciones Distrito 4271 al Fondo Anual (US\$)</i>	<b>8,212</b>
<i>Contribuciones Distrito 4281 al Fondo Anual (US\$)</i>	<b>14,096</b>
<i>Total Contribuciones Clubes Colombianos al Fondo Anual (US\$)</i>	<b>22,308</b>

## **CONTRIBUCIONES ACUMULADAS DE LOS CLUBES (US\$)**

### **DISTRITO 4271**

	<i>Meta<sup>1</sup></i>	<i>FA<sup>2</sup></i>	<i>Socios<sup>2</sup></i>	<i>Meta<sup>1</sup></i>	<i>Polio<sup>2</sup></i>
<i>Distrito 4271</i>	<b>0</b>	<b>0</b>	<b>0</b>	<b>0</b>	<b>0</b>
<i>Barrancabermeja</i>	<b>0.11</b>	<b>0</b>	<b>16</b>	<b>0</b>	<b>142.94</b>
<i>Barranquilla</i>	<b>1,000</b>	<b>4,737.90</b>	<b>41</b>	<b>600</b>	<b>1,452.82</b>
<i>Barranquilla Centro</i>	<b>1,000</b>	<b>32.92</b>	<b>31</b>	<b>1,000</b>	<b>1,700.00</b>
<i>Barranquilla Norte</i>	<b>300</b>	<b>0</b>	<b>23</b>	<b>100</b>	<b>78.57</b>
<i>Barranquilla Oriente</i>	<b>1,000</b>	<b>0</b>	<b>12</b>	<b>250</b>	<b>660.66</b>
<i>Bello</i>	<b>100</b>	<b>0</b>	<b>5</b>	<b>50</b>	<b>110.06</b>
<i>Bucaramanga</i>	<b>1,000</b>	<b>601.66</b>	<b>25</b>	<b>200</b>	<b>0</b>
<i>Bucaramanga Chicamocha</i>	<b>400</b>	<b>0</b>	<b>11</b>	<b>100</b>	<b>150.00</b>

<sup>1</sup> Meta registrada en Rotary Central

<sup>2</sup> Dato tomado de Rotary

### **CONTRIBUCIONES ACUMULADAS DE LOS CLUBES (US\$)**

<i>Bucaramanga Ciudad de los Parques</i>	<b>1,500</b>	<b>939.71</b>	<b>15</b>	<b>250</b>	<b>232.56</b>
<i>Bucaramanga Nuevo Milenio</i>	<b>450</b>	<b>105.02</b>	<b>7</b>	<b>50</b>	<b>0</b>
<i>Bucaramanga Ruitoque</i>	<b>1,700</b>	<b>0</b>	<b>17</b>	<b>500</b>	<b>315.46</b>
<i>Bucaramanga Sotomayor</i>	<b>800</b>	<b>200.00</b>	<b>9</b>	<b>200</b>	<b>76.90</b>
<i>Bucaramanga Sur</i>	<b>1,500</b>	<b>0</b>	<b>15</b>	<b>100</b>	<b>0</b>
<i>Caldas</i>	<b>254</b>	<b>0</b>	<b>8</b>	<b>400</b>	<b>0</b>
<i>Cartagena</i>	<b>3,300</b>	<b>0</b>	<b>30</b>	<b>3,000</b>	<b>1,000.01</b>
<i>Cartagena Caribe</i>	<b>100</b>	<b>0</b>	<b>13</b>	<b>100</b>	<b>0</b>
<i>Cartagena de Indias</i>	<b>1,500</b>	<b>0</b>	<b>26</b>	<b>400</b>	<b>100.00</b>
<i>Cartagena Empresarial</i>	<b>260</b>	<b>0</b>	<b>14</b>	<b>110</b>	<b>356.11</b>
<i>Cartagena Heroica</i>	<b>200</b>	<b>0</b>	<b>7</b>	<b>50</b>	<b>31.08</b>
<i>Ciénaga</i>	<b>200</b>	<b>0</b>	<b>14</b>	<b>20</b>	<b>172.00</b>
<i>Cúcuta</i>	<b>522</b>	<b>0</b>	<b>20</b>	<b>435</b>	<b>11.78</b>
<i>Cúcuta Ciudad de Arboles</i>	<b>400</b>	<b>0</b>	<b>19</b>	<b>150</b>	<b>15.71</b>
<i>Cúcuta Ciudad de los Patios</i>	<b>435</b>	<b>0</b>	<b>17</b>	<b>174</b>	<b>12.76</b>
<i>Cúcuta Ciudad de Todos</i>	<b>150</b>	<b>0</b>	<b>6</b>	<b>100</b>	<b>8.83</b>
<i>Cúcuta II</i>	<b>1,000</b>	<b>0</b>	<b>31</b>	<b>1,000</b>	<b>24.54</b>
<i>Cúcuta III</i>	<b>900</b>	<b>0</b>	<b>35</b>	<b>100</b>	<b>235.50</b>
<i>El Carmen de Viboral</i>	<b>500</b>	<b>358.21</b>	<b>10</b>	<b>800</b>	<b>1,125.15</b>
<i>El Cerrejón</i>	<b>1,000</b>	<b>0</b>	<b>12</b>	<b>500</b>	<b>550.01</b>
<i>Envigado</i>	<b>1,000</b>	<b>1,000.01</b>	<b>21</b>	<b>500</b>	<b>500.00</b>
<i>Envigado Ayurá</i>	<b>400</b>	<b>0</b>	<b>18</b>	<b>200</b>	<b>0</b>
<i>Fonseca</i>	<b>400</b>	<b>0</b>	<b>11</b>	<b>200</b>	<b>174.93</b>
<i>Itagüí</i>	<b>700</b>	<b>500.00</b>	<b>19</b>	<b>500</b>	<b>400.00</b>
<i>Itagüí Santamaría</i>	<b>500</b>	<b>0</b>	<b>10</b>	<b>50</b>	<b>0</b>
<i>La Ceja</i>	<b>300</b>	<b>0</b>	<b>6</b>	<b>40</b>	<b>0</b>
<i>Lorica</i>	<b>500</b>	<b>0</b>	<b>9</b>	<b>200</b>	<b>0</b>
<i>Magangué</i>	<b>800</b>	<b>0</b>	<b>12</b>	<b>150</b>	<b>164.25</b>
<i>Medellín</i>	<b>2,000</b>	<b>0</b>	<b>68</b>	<b>500</b>	<b>35.00</b>
<i>Medellín Bolivariana</i>	<b>100</b>	<b>0</b>	<b>8</b>	<b>100</b>	<b>73.03</b>
<i>Medellín El Poblado</i>	<b>1,500</b>	<b>0</b>	<b>35</b>	<b>1,000</b>	<b>100.00</b>
<i>Medellín Laureles</i>	<b>1,000</b>	<b>0</b>	<b>13</b>	<b>380</b>	<b>408.17</b>
<i>Medellín Nutibara</i>	<b>3,000</b>	<b>-474.25</b>	<b>28</b>	<b>500</b>	<b>250.00</b>
<i>Medellín Occidente</i>	<b>800</b>	<b>0</b>	<b>16</b>	<b>100</b>	<b>0</b>
<i>Montería</i>	<b>1,000</b>	<b>0</b>	<b>14</b>	<b>500</b>	<b>581.40</b>
<i>Montería II</i>	<b>2,000</b>	<b>374.78</b>	<b>29</b>	<b>350</b>	<b>175.00</b>
<i>Montería Ronda del Sinú</i>	<b>500</b>	<b>10.97</b>	<b>11</b>	<b>100</b>	<b>0</b>
<i>Nuevo Medellín</i>	<b>2,600</b>	<b>-500.01</b>	<b>25</b>	<b>500</b>	<b>535.00</b>
<i>Ocaña Primavera</i>	<b>500</b>	<b>0</b>	<b>27</b>	<b>100</b>	<b>0</b>
<i>Pamplona</i>	<b>700</b>	<b>0</b>	<b>14</b>	<b>100</b>	<b>0</b>

### CONTRIBUCIONES ACUMULADAS DE LOS CLUBES (US\$)

<i>Pamplona Fundadora de Ciudades</i>	300	0	14	100	0
<i>Rionegro</i>	350	0	7	300	0
<i>Sabaneta</i>	400	0	13	100	49.05
<i>San Gil</i>	900	25.00	22	220	0
<i>San José de Cúcuta</i>	870	0	19	120	34.89
<i>San Luis de Sincé</i>	300	0	9	200	0
<i>Santa Marta</i>	800	300.00	18	100	20.72
<i>Sincelejo</i>	1,000	0	25	400	400.01
<i>Socorro Huella Comunera</i>	1,000	0	26	170	0
<i>Urabá</i>	200	0	19	200	0
<i>Valledupar Cacique de Eupari</i>	350	0	16	100	0
<i>Villa del Rosario</i>	2,000	0	24	500	383.13
<b>Total</b>	<b>50,241.11</b>	<b>8,211.92</b>	<b>1,095</b>	<b>19,319</b>	<b>12,848.03</b>

### DISTRITO 4281

	Meta <sup>1</sup>	FA <sup>2</sup>	Socios <sup>2</sup>	Meta <sup>1</sup>	Polio <sup>2</sup>
<i>Distrito 4281</i>	0	0	0	0	0
<i>Armenia</i>	180	0	30	150	31.08
<i>Armenia International</i>	200	0	13	200	177.52
<i>Armenia Palma de Cera</i>	300	1,000.00	15	100	133.20
<i>Armero</i>	100	0	17	50	148.26
<i>Bogotá</i>	1,800	500.00	11	500	0
<i>Bogotá Capital</i>	300	0	16	300	0
<i>Bogotá Centenario</i>	3,500	100.00	26	100	0
<i>Bogotá Chapinero</i>	222	400.00	12	300	119.40
<i>Bogotá Chicó</i>	1,250	0	21	150	0
<i>Bogotá D.C.</i>	10	0	7	10	0
<i>Bogotá El Dorado</i>	200	0	12	100	0
<i>Bogotá Inter</i>	0	0	16	0	0
<i>Bogotá Laureles</i>	2,500	0	22	50	0
<i>Bogotá Multicentro</i>	200	100.00	15	120	79.94
<i>Bogotá Occidente</i>	2,000	0	21	100	30.93
<i>Bogotá Santa Bárbara</i>	1,000	0	11	100	0
<i>Bogotá Suba</i>	150	200.00	4	0	0
<i>Bogotá Teusaquillo</i>	1,000	1,000.01	12	0	109.08
<i>Bogotá Usaquén</i>	0	0	13	0	903.62
<i>Buenaventura Pacifico</i>	0	0	19	0	245.11
<i>Buga</i>	200	0	19	200	279.33
<i>Cali</i>	2,000	753.77	16	150	124.22
<i>Cali Norte</i>	1,000	97.59	12	100	0

**CONTRIBUCIONES ACUMULADAS DE LOS CLUBES (US\$)**

<i>Cali Pance</i>	<b>700</b>	<b>0</b>	<b>21</b>	<b>300</b>	<b>358.03</b>
<i>Cali San Fernando</i>	<b>5,000</b>	<b>2,910.21</b>	<b>38</b>	<b>100</b>	<b>1,111.88</b>
<i>Cartago</i>	<b>50</b>	<b>0</b>	<b>11</b>	<b>100</b>	<b>0</b>
<i>Catedral de Sal de Zipaquirá</i>	<b>100</b>	<b>0</b>	<b>11</b>	<b>50</b>	<b>0</b>
<i>Duitama</i>	<b>1,120</b>	<b>0</b>	<b>16</b>	<b>150</b>	<b>0</b>
<i>E-Club Origen</i>	<b>100</b>	<b>0</b>	<b>14</b>	<b>200</b>	<b>0</b>
<i>E-Club Sogamoso Global</i>	<b>1,000</b>	<b>0</b>	<b>10</b>	<b>50</b>	<b>108.00</b>
<i>Facatativá</i>	<b>50</b>	<b>17.00</b>	<b>15</b>	<b>50</b>	<b>0</b>
<i>Fusagasugá</i>	<b>767.50</b>	<b>739.65</b>	<b>19</b>	<b>92</b>	<b>87.32</b>
<i>Garagoa</i>	<b>500</b>	<b>0</b>	<b>15</b>	<b>150</b>	<b>145.74</b>
<i>Girardot</i>	<b>120</b>	<b>0</b>	<b>6</b>	<b>50</b>	<b>0</b>
<i>Guamo</i>	<b>50</b>	<b>0</b>	<b>10</b>	<b>50</b>	<b>88.80</b>
<i>Ibagué</i>	<b>500</b>	<b>0</b>	<b>18</b>	<b>100</b>	<b>150.96</b>
<i>Ibagué Ciudad Musical</i>	<b>440</b>	<b>105.04</b>	<b>19</b>	<b>150</b>	<b>139.65</b>
<i>Ibagué Ocobos</i>	<b>300</b>	<b>0</b>	<b>12</b>	<b>400</b>	<b>347.06</b>
<i>Ipiales</i>	<b>1,800</b>	<b>2,208.77</b>	<b>19</b>	<b>250</b>	<b>372.71</b>
<i>La Dorada</i>	<b>101.50</b>	<b>200.00</b>	<b>7</b>	<b>102</b>	<b>0</b>
<i>La Plata</i>	<b>2,000</b>	<b>0</b>	<b>23</b>	<b>400</b>	<b>399.71</b>
<i>La Sombrerera de Chaparral</i>	<b>100</b>	<b>0</b>	<b>2</b>	<b>50</b>	<b>0</b>
<i>La Vega</i>	<b>867</b>	<b>0</b>	<b>18</b>	<b>156</b>	<b>0</b>
<i>Manizales</i>	<b>350</b>	<b>0</b>	<b>19</b>	<b>350</b>	<b>10.36</b>
<i>Neiva</i>	<b>500</b>	<b>0</b>	<b>11</b>	<b>100</b>	<b>0</b>
<i>Neiva Las Ceibas</i>	<b>800</b>	<b>0</b>	<b>33</b>	<b>200</b>	<b>0</b>
<i>Neiva Noches Plateñas</i>	<b>300</b>	<b>121.44</b>	<b>14</b>	<b>100</b>	<b>111.04</b>
<i>Nuevo Cali</i>	<b>400</b>	<b>250.00</b>	<b>13</b>	<b>100</b>	<b>313.16</b>
<i>Nuevo Ibagué</i>	<b>2,000</b>	<b>435.34</b>	<b>30</b>	<b>200</b>	<b>322.89</b>
<i>Paipa</i>	<b>600</b>	<b>0</b>	<b>22</b>	<b>200</b>	<b>0</b>
<i>Palmira</i>	<b>1,000</b>	<b>0</b>	<b>20</b>	<b>200</b>	<b>0</b>
<i>Pasto</i>	<b>500</b>	<b>0</b>	<b>26</b>	<b>500</b>	<b>10.36</b>
<i>Pasto Valle de Atriz</i>	<b>300</b>	<b>0</b>	<b>24</b>	<b>200</b>	<b>50.94</b>
<i>Pereira</i>	<b>100</b>	<b>0</b>	<b>10</b>	<b>50</b>	<b>74.00</b>
<i>Pereira del Café</i>	<b>800</b>	<b>0</b>	<b>19</b>	<b>200</b>	<b>116.28</b>
<i>Pereira Perla del Otún</i>	<b>3,700</b>	<b>0</b>	<b>36</b>	<b>450</b>	<b>532.03</b>
<i>Perla de Tumaco</i>	<b>0</b>	<b>657.00</b>	<b>19</b>	<b>0</b>	<b>379.02</b>
<i>Pitalito</i>	<b>500</b>	<b>317.92</b>	<b>15</b>	<b>0</b>	<b>132.36</b>
<i>Popayán</i>	<b>0</b>	<b>0</b>	<b>11</b>	<b>0</b>	<b>0</b>
<i>Quimbaya</i>	<b>1,000</b>	<b>0</b>	<b>19</b>	<b>0</b>	<b>0</b>
<i>San Andrés Isla</i>	<b>2,000</b>	<b>0</b>	<b>24</b>	<b>1,000</b>	<b>0</b>
<i>Santa Fe de Bogotá</i>	<b>200</b>	<b>320.00</b>	<b>16</b>	<b>500</b>	<b>189.42</b>
<i>Santa Rosa de Cabal</i>	<b>500</b>	<b>0</b>	<b>15</b>	<b>100</b>	<b>130.80</b>

### CONTRIBUCIONES ACUMULADAS DE LOS CLUBES (US\$)

<i>Sevilla Centenario</i>	50	0	9	100	0
<i>Soata</i>	500	568.40	14	50	74.00
<i>Sogamoso</i>	0	0	15	400	0
<i>Sogamoso Ciudad del Sol</i>	0	0	12	0	161.82
<i>Sol Naciente Villavicencio</i>	0	0	12	0	0
<i>Sopo</i>	50	0	7	50	0
<i>Subachoque</i>	500	0	20	100	172.52
<i>Supatá</i>	600	0	13	12	0
<i>Tulua</i>	1,000	725.26	21	500	348.09
<i>Tulua El Lago</i>	2,000	0	21	300	0
<i>Tunja</i>	1,000	268.68	24	600	1,249.93
<i>Tunja Hunza</i>	500	0	19	50	10.21
<i>Villa de Leiva</i>	1,000	0	12	100	261.60
<i>Villa Republicana de Chiquinquirá</i>	0	0	12	100	0
<i>Villavicencio</i>	2,200	0	19	500	528.91
<i>Yopal</i>	800	0	16	300	397.03
<i>Yumbo Arroyohondo</i>	1,700	100.00	14	200	10.36
<i>Zipaquirá</i>	100	0	6	100	20.42
<b>Total</b>	<b>61,328</b>	<b>14,096.08</b>	<b>1,326</b>	<b>13,742</b>	<b>11,299.10</b>

Distrito	D4271	D4281
<i>Total Aportes al FA</i>	<b>8,211.92</b>	<b>14,096.08</b>
<i>Socios a Enero 31/20</i>	<b>1,095</b>	<b>1,326</b>
<i>Per cápita Distrito (US\$)</i>	<b>7.50</b>	<b>10.63</b>

### METAS FONDO ANUAL PERIODO 2019 - 2020<sup>3</sup>

	Meta	Cumplimiento %
<i>Distrito 4271</i>	<b>US\$ 50,241.11</b>	<b>16.35</b>
<i>Distrito 4281</i>	<b>US\$ 61,328.00</b>	<b>22.98</b>
<b>Total Metas al Fondo Anual (US\$)</b>	<b>US\$ 111,569.11</b>	<b>19.99</b>

<sup>3</sup> Tomado de RI con base en la actualización que se hace en Rotary Central

**METAS POLIO PLUS PERIODO 2019 - 2020<sup>3</sup>**

	<i>Meta</i>	<i>Cumplimiento %</i>
<i>Distrito 4271</i>	<i>US\$ 19,319.00</i>	<i>66.50</i>
<i>Distrito 4281</i>	<i>US\$ 13,742.00</i>	<i>82.22</i>
<b><i>Total Metas Polio Plus (US\$)</i></b>	<b><i>US\$ 33,061.00</i></b>	<b><i>73.04</i></b>

**EVOLUCION CUADRO SOCIAL 2019 - 2020<sup>3</sup>**

<i>Distrito</i>	<i>D4271</i>	<i>D4281</i>
<i>Socios a Junio 30/18</i>	<i>1,093 (61 Clubes)</i>	<i>1,283 (79 Clubes)</i>
<i>Socios a Julio 1/18</i>	<i>1,091 (61 Clubes)</i>	<i>1,278 (79 Clubes)</i>
<i>Socios a Enero 31/20</i>	<i>1,095 (60 Clubes)</i>	<i>1,326 (81 Clubes)</i>
<i>Crecimiento Cuadro Social</i>	<i>+4 (+0.37%)</i>	<i>+43 (+3.35%)</i>
<i>Promedio socios por Club</i>	<b><i>18</i></b>	<b><i>16</i></b>

**CIRCULO PAUL HARRIS ELEGIBLES (PHS ELIGIBLE) ACUMULADO AÑO ROTARIO<sup>4</sup>**

<i>Club</i>	<i>D4271</i>	<i>D4281</i>
<i>Barranquilla</i>	<i>1</i>	
<i>Barranquilla Centro</i>	<i>1</i>	
<i>Envigado</i>	<i>1</i>	
<i>Nuevo Medellin</i>	<i>1</i>	
<i>Bogota Teusaquillo</i>		<i>1</i>
<i>Cali San Fernando</i>		<i>2</i>
<b><i>Total</i></b>	<b><i>3</i></b>	<b><i>3</i></b>

**BANDERINES PARA LOS CLUBES: APORTES A LFR<sup>5</sup> Y CLUBES CADA ROTARIO CADA AÑO (EREY)<sup>6</sup> ACUMULADO A LA FECHA**

<i>Club</i>	<i>D4271</i>		<i>D4281</i>	
	<i>Banderín Aportes a LFR</i>	<i>Banderín EREY</i>	<i>Banderín Aportes a LFR</i>	<i>Banderín EREY</i>
	<i>0</i>	<i>0</i>		
	<i>0</i>	<i>0</i>		
			<i>0</i>	<i>0</i>
			<i>0</i>	<i>0</i>
<b><i>Total</i></b>	<b><i>0</i></b>	<b><i>0</i></b>	<b><i>0</i></b>	<b><i>0</i></b>

<sup>4</sup> Paul Harris Society: Socios Activos que han contribuido con mínimo US\$1,000 a La Fundación Rotaria en el presente período Rotario  
<sup>5</sup> Banderín Aportes a LFR: Clubes donde el 100% de los Socios Activos han contribuido US\$25 o más a cualquier fondo de LFR a la fecha y el per cápita es igual o mayor a US\$100

<sup>6</sup> Banderín Clubes EREY: Clubes donde el 100% de los Socios Activos han contribuido mínimo US\$25 al Fondo Anual a la fecha y el per cápita es igual o mayor a US\$100

**CLUBES CON MAYOR APORTE ANUAL PER CAPITA A LA FECHA**

<i>Club</i>	<i>D4271</i>	<i>D4281</i>
<b>1° Barranquilla</b>	<b>115.56</b>	
<b>2° Bucaramanga Ciudad de los Parques</b>	<b>62.65</b>	
<b>3° Envigado</b>	<b>45.46</b>	
<b>1° Ipiales</b>		<b>122.71</b>
<b>2° Cali San Fernando</b>		<b>86.76</b>
<b>3° Bogota Teusaquillo Cali San Fernando</b>		<b>76.92</b>

**CLUBES 100% PAUL HARRIS**

<i>Club</i>	<i>Distrito</i>	<i>Fecha</i>
1. Cali San Fernando	4281	30-jul-03
2. Cartagena	4271	12-may-04
3. Manizales	4281	11-abr-05
4. Medellín	4271	17-dic-07
5. La Plata	4281	18-feb-08
6. Medellín Occidente	4271	19-feb-08
7. Nuevo Medellín	4271	3-abr-08
8. Cali	4281	27-may-08#
9. Medellín Nutibara	4271	18-nov-08
10. Cartagena de Indias	4271	1-feb-10
11. Paipa	4281	9-jun-11
12. Bogotá Usaquen	4281	30-jun-11
13. Medellín El Poblado	4271	30-jun-11
14. Monteria II	4271	30-may-12
15. Bogotá Chapinero	4281	10-mar-13
16. Bucaramanga Nuevo Milenio	4271	1-abr-13
17. Pereira Perla del Otún	4281	20-may-13
18. Bogotá Occidente	4281	18-nov-13
19. Bogotá Laureles	4281	20-jun-14
20. Itagüí	4271	27-ago-14
21. El Carmen de Viboral	4271	12-nov-14
22. Bogotá Centenario	4281	25-feb-15
23. Cúcuta Ciudad de Arboles	4271	3-abr-15
24. Medellín Laureles	4271	14-jun-15
25. Bogotá Santa Barbara	4281	16-jun-15

26. El Cerrejon	4271	16-jul-15
27. Nuevo Ibagué	4281	9-feb-16
28. San José de Cúcuta	4271	18-feb-16
29. Santa Fe de Bogotá	4281	7-sep-16
30. Armero	4281	4-ago-17
31. Bucaramanga Sur	4271	17-nov-17
32. Bucaramanga Sotomayor	4271	11-jun-18
33. Bucaramanga Ruitoque	4271	13-jul-18
34. Rionegro	4271	26-oct-18
35. Cartagena Caribe	4271	31-oct-18
36. Bogota Chicó	4281	2018-2019

**SALDOS CLUBES DISTRITO 4281 (a Febrero 14)**

	RI (US\$) <sup>7</sup>	Revista (\$) <sup>8</sup>	Becas (\$)	Fondo Distrital (\$)	Conferencia Distrital (\$)
Armenia	986.00	1,036,000	510,000	0	0
Armenia International	532.72	444,000	390,000	1,820,000	1,755,000
Armenia Palma de Cera	510.01	402,000	240,000	0	0
Armero	657.38	629,000	195,000	0	0
Bogotá	0.00	407,000	150,000	0	0
Bogotá Capital	601.36	592,000	225,000	0	0
Bogotá Centenario	0.00	851,000	420,000	0	0
Bogotá Chapinero	444.02	407,000	135,000	0	0
Bogotá Chicó	0.00	777,000	330,000	0	0
Bogotá D.C.	317.36	555,000	105,000	0	0
Bogotá El Dorado	0.00	407,000	120,000	0	0
Bogotá Inter	680.00	740,000	240,000	0	0
Bogotá Laureles	755.00	814,000	330,000	0	0
Bogotá Multicentro	0	555,000	210,000	0	0
Bogotá Occidente	748.02	757,200	285,000	0	0
Bogotá Santa Bárbara	0	407,000	180,000	700,000	0
Bogotá Suba	154.00	0	105,000	0	0
Bogotá Teusaquillo	0	444,000	0	0	0
Bogotá Usaquén	0	0	645,000	0	0
Buenaventura Pacifico	646.00	0	285,000	0	0
Buga	0	552,000	330,000	0	0
Cali	0	592,000	300,000	0	0

<sup>7</sup> Información tomada de Rotary International

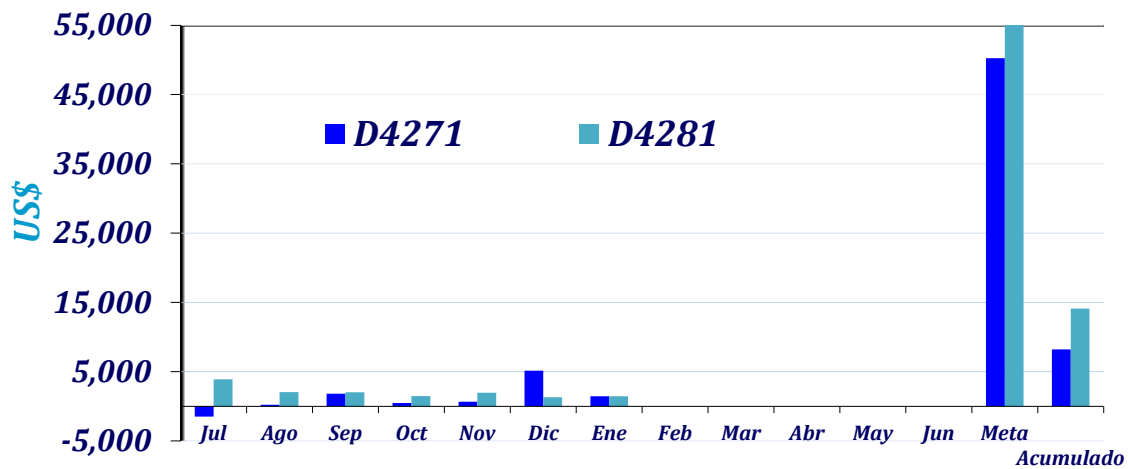
<sup>8</sup> Información suministrada por la Corporación Revista Colombia Rotaria – **Información al 18 de Febrero – Nota: si no ha sido enviada la copia de la consignación puede aparecer el saldo pendiente de pagar.**



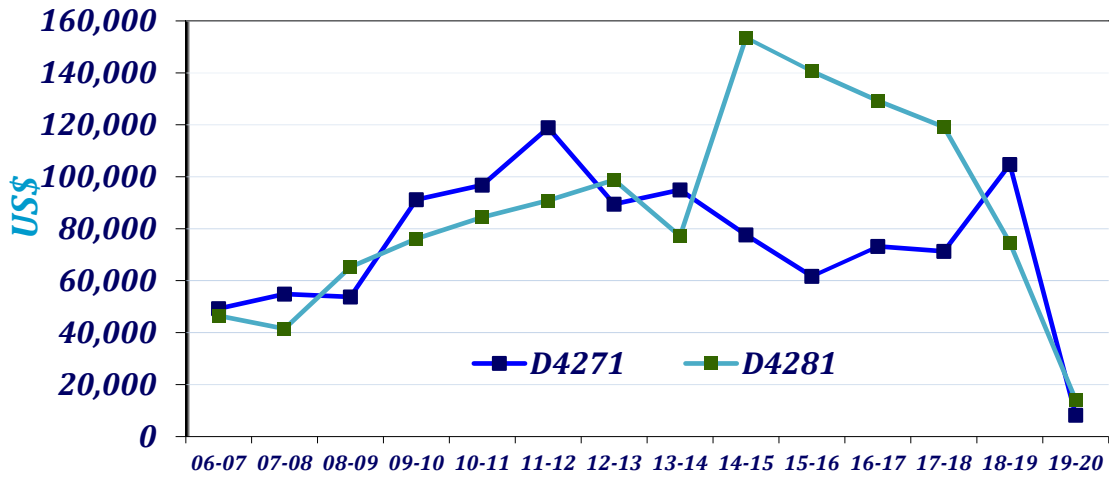
<i>Cali Norte</i>	<b>130.41</b>	<b>370,000</b>	<b>210,000</b>	<b>0</b>	<b>0</b>
<i>Cali Pance</i>	<b>0</b>	<b>666,000</b>	<b>240,000</b>	<b>0</b>	<b>0</b>
<i>Cali San Fernando</i>	<b>0</b>	<b>1,221,000</b>	<b>555,000</b>	<b>0</b>	<b>0</b>
<i>Cartago</i>	<b>409.00</b>	<b>364,000</b>	<b>0</b>	<b>0</b>	<b>0</b>
<i>Catedral de Sal de Zipaquirá</i>	<b>33.99</b>	<b>444,000</b>	<b>165,000</b>	<b>0</b>	<b>0</b>
<i>Duitama</i>	<b>-16.00</b>	<b>518,000</b>	<b>240,000</b>	<b>0</b>	<b>0</b>
<i>E-Club Origen</i>	<b>0</b>	<b>444,000</b>	<b>0</b>	<b>0</b>	<b>0</b>
<i>E-Club Sogamoso Global</i>	<b>0</b>	<b>370,000</b>	<b>195,000</b>	<b>0</b>	<b>0</b>
<i>Facatativá</i>	<b>549.69</b>	<b>407,000</b>	<b>210,000</b>	<b>0</b>	<b>0</b>
<i>Fusagasugá</i>	<b>663.01</b>	<b>629,000</b>	<b>255,000</b>	<b>0</b>	<b>0</b>
<i>Garagoa</i>	<b>-0.01</b>	<b>555,000</b>	<b>0</b>	<b>0</b>	<b>0</b>
<i>Girardot</i>	<b>204.01</b>	<b>114,000</b>	<b>90,000</b>	<b>420,000</b>	<b>0</b>
<i>Guamo</i>	<b>-157.05</b>	<b>780,000</b>	<b>0</b>	<b>0</b>	<b>0</b>
<i>Ibagué</i>	<b>5.67</b>	<b>592,000</b>	<b>255,000</b>	<b>0</b>	<b>0</b>
<i>Ibagué Ciudad Musical</i>	<b>-0.02</b>	<b>703,000</b>	<b>210,000</b>	<b>0</b>	<b>0</b>
<i>Ibagué Ocobos</i>	<b>-0.09</b>	<b>444,000</b>	<b>225,000</b>	<b>0</b>	<b>0</b>
<i>Ipiales</i>	<b>651.67</b>	<b>629,000</b>	<b>270,000</b>	<b>2,660,000</b>	<b>2,565,000</b>
<i>La Dorada</i>	<b>237.75</b>	<b>1,673,000</b>	<b>120,000</b>	<b>420,000</b>	<b>0</b>
<i>La Plata</i>	<b>-12.64</b>	<b>-60,000</b>	<b>0</b>	<b>0</b>	<b>0</b>
<i>La Sombrerera de Chaparral</i>	<b>-2.00</b>	<b>148,000</b>	<b>-75,000</b>	<b>0</b>	<b>270,000</b>
<i>La Vega</i>	<b>0</b>	<b>538,000</b>	<b>300,000</b>	<b>0</b>	<b>0</b>
<i>Manizales</i>	<b>0</b>	<b>629,000</b>	<b>300,000</b>	<b>0</b>	<b>0</b>
<i>Neiva</i>	<b>374.00</b>	<b>0</b>	<b>165,000</b>	<b>0</b>	<b>0</b>
<i>Neiva Las Ceibas</i>	<b>0</b>	<b>1,110,000</b>	<b>465,000</b>	<b>0</b>	<b>0</b>
<i>Neiva Noches Plateñas</i>	<b>419.34</b>	<b>444,000</b>	<b>660,000</b>	<b>1,485,000</b>	<b>1,620,000</b>
<i>Nuevo Cali</i>	<b>0</b>	<b>407,000</b>	<b>180,000</b>	<b>0</b>	<b>0</b>
<i>Nuevo Ibagué</i>	<b>0</b>	<b>962,000</b>	<b>435,000</b>	<b>0</b>	<b>0</b>
<i>Paipa</i>	<b>748.00</b>	<b>1,948,000</b>	<b>330,000</b>	<b>1,540,000</b>	<b>0</b>
<i>Palmira</i>	<b>-136.00</b>	<b>740,000</b>	<b>345,000</b>	<b>0</b>	<b>0</b>
<i>Pasto</i>	<b>1,008.40</b>	<b>71,000</b>	<b>780,000</b>	<b>2,100,000</b>	<b>540,000</b>
<i>Pasto Valle de Atriz</i>	<b>815.99</b>	<b>808,000</b>	<b>390,000</b>	<b>0</b>	<b>3,240,000</b>
<i>Pereira</i>	<b>-0.01</b>	<b>222,000</b>	<b>225,000</b>	<b>0</b>	<b>0</b>
<i>Pereira del Café</i>	<b>0</b>	<b>-74,000</b>	<b>0</b>	<b>0</b>	<b>0</b>
<i>Pereira Perla del Otún</i>	<b>1,230.00</b>	<b>1,322,000</b>	<b>0</b>	<b>0</b>	<b>0</b>
<i>Perla de Tumaco</i>	<b>697.03</b>	<b>2,696,000</b>	<b>735,000</b>	<b>4,415,000</b>	<b>2,565,000</b>
<i>Pitalito</i>	<b>521.34</b>	<b>407,000</b>	<b>255,000</b>	<b>0</b>	<b>0</b>
<i>Popayán</i>	<b>400.65</b>	<b>1,998,000</b>	<b>165,000</b>	<b>0</b>	<b>0</b>
<i>Quimbaya</i>	<b>0</b>	<b>589,000</b>	<b>0</b>	<b>0</b>	<b>0</b>
<i>San Andrés Isla</i>	<b>-2.15</b>	<b>111,000</b>	<b>-435,000</b>	<b>0</b>	<b>3,240,000</b>
<i>Santa Fe de Bogotá</i>	<b>-0.18</b>	<b>555,000</b>	<b>210,000</b>	<b>0</b>	<b>0</b>
<i>Santa Rosa de Cabal</i>	<b>510.00</b>	<b>0</b>	<b>0</b>	<b>0</b>	<b>0</b>
<i>Sevilla Centenario</i>	<b>17.01</b>	<b>4,191,000</b>	<b>0</b>	<b>0</b>	<b>0</b>

Soatá	476.00	481,000	210,000	0	0
Sogamoso	612.06	1,679,000	180,000	0	0
Sogamoso Ciudad del Sol	249.97	1,368,000	180,000	0	0
Sol Naciente Villavicencio	2.00	-74,000	0	0	0
Sopo	0	259,000	630,000	980,000	945,000
Subachoque	339.06	740,000	0	0	0
Supatá	437.18	-37,000	0	0	0
Tulua	0	740,000	345,000	0	0
Tulua El Lago	-0.01	0	0	0	0
Tunja	815.73	850,000	375,000	0	0
Tunja Hunza	17.01	1,740,000	0	0	0
Villa de Leiva	0	259,000	205,000	0	0
Villa Republicana de Chiquinquirá	578.08	1,235,000	660,000	2,203,684	945,000
Villavicencio	0	629,000	315,000	0	0
Yopal	0	592,000	285,000	0	0
Yumbo Arroyohondo	0	518,000	165,000	1,190,000	0
Zipaquirá	0	222,000	195,000	0	0
<b>Totales</b>	<b>19,859.76</b>	<b>53,254,000</b>	<b>18,145,000</b>	<b>19,933,684</b>	<b>17,685,000</b>
<b>SalDOS Distrito 4271</b>	<b>16,023.83</b>	<b>44,970,000</b>			

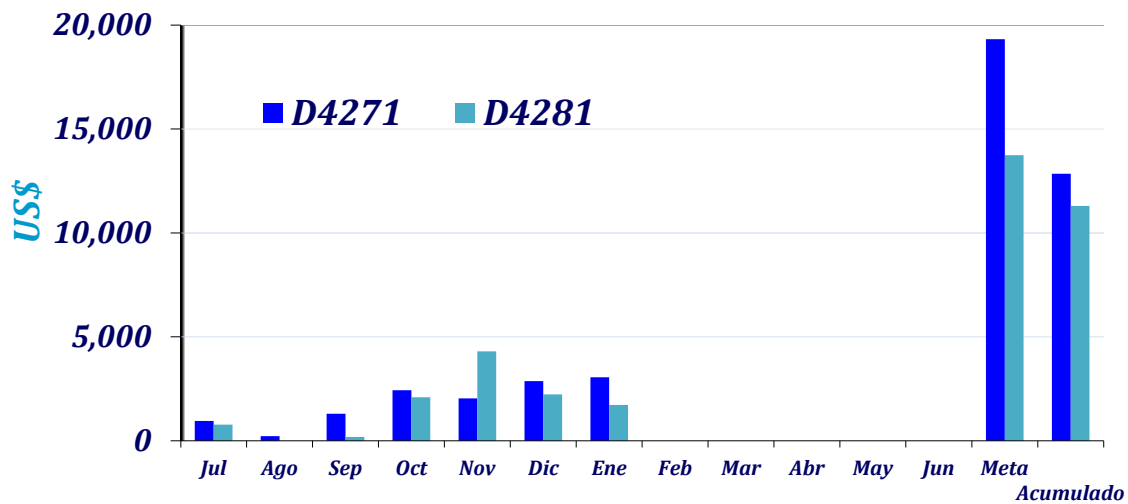
### ACUMULADO APORTES AL FA 2019-2020



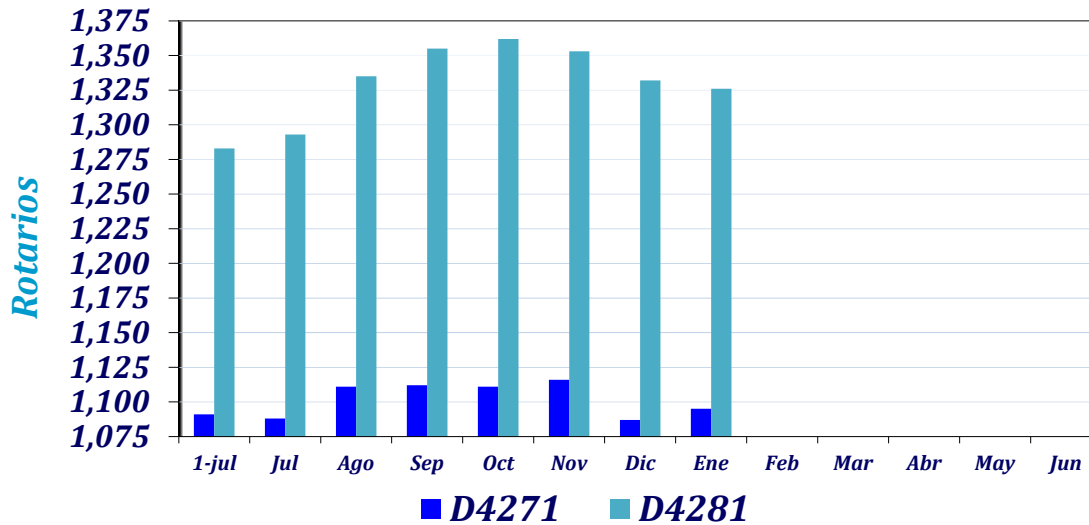
### APORTES HISTORICOS AL FA



### ACUMULADO APORTES A POLIO PLUS 2019-2020



**MEMBRESIA 2019-2020 (datos final del mes)**



**Tasa de Cambio Rotaria para Enero 2020 \$3,300 / US\$**

**Tasa de Cambio Rotaria para Febrero 2020 \$3,390 / US\$**



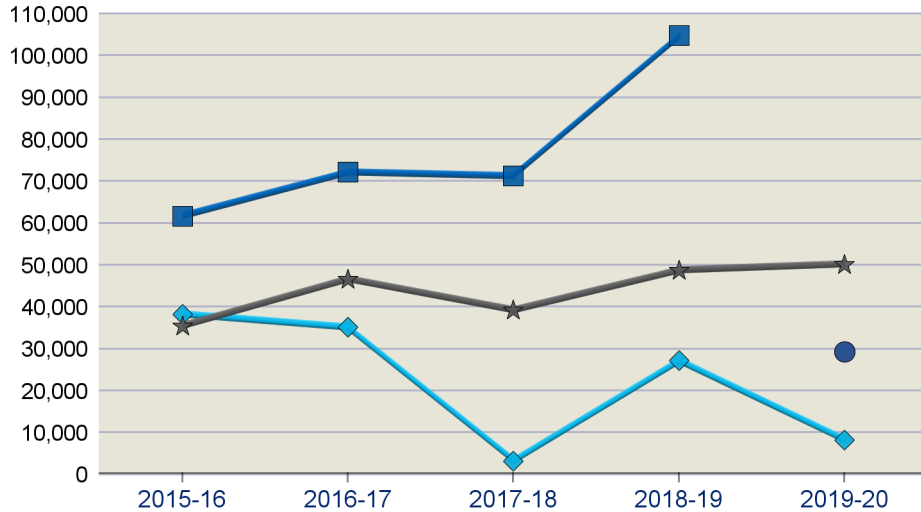
# DISTRICT 4271 FUNDRAISING ANALYSIS

## FOR JULY THROUGH JANUARY 2019-20

	Number of Members	Annual Fund						PolioPlus Fund				Other Funds**	Endowment Fund	Total Giving	
		Goal	% Goals Received	Total	Per Capita	Goal Achieved	Non-Giving Clubs	Goal	% Goals Received	Total	Goal Achieved	Non-Giving Clubs	Total		Total
<b>2019-20</b>	1,091	<b>\$50,241</b>	<b>100.0%</b>	\$8,212	\$7.53	16.3%	45	\$19,319	<b>98.3%</b>	\$12,848	66.5%	20	\$525	<b>\$2,010</b>	<b>\$23,595</b>
<b>2018-19</b>	1,121	\$48,810	91.8%	<b>\$104,774</b>	<b>\$93.46</b>	214.7%	<b>0</b>	<b>\$25,590</b>	93.4%	\$29,378	114.8%	<b>0</b>	\$36,200	\$200	<b>\$170,552</b>
<b>2017-18</b>	1,207	\$39,240	57.4%	\$71,273	\$59.05	181.6%	1	\$20,931	52.5%	<b>\$30,606</b>	146.2%	27	<b>\$53,514</b>	\$210	<b>\$155,603</b>
<b>2016-17</b>	1,154	\$46,706	65.0%	\$72,183	\$62.55	154.5%	1	\$22,781	55.0%	\$23,460	103.0%	30	\$36,119	\$267	<b>\$132,028</b>
<b>2015-16</b>	<b>1,225</b>	\$35,471	36.7%	\$61,706	\$50.37	<b>174.0%</b>	1	\$11,970	33.3%	\$21,721	<b>181.5%</b>	26	\$23,555	\$1,035	<b>\$108,017</b>

\*\*Other Funds include term/directed gifts and funds for approved grants.

Annual Fund Measures



Year to Date (YTD) covers the period from July through January.

Recognition and Endowment Measures

	PHF	Bene-factor	Bequest Society*	Major Donor*	Major Gifts	EREY Eligible	Sustaining Member	PHS Eligible
<b>All-time</b>	<b>2,003</b>	<b>18</b>	<b>0</b>	<b>39</b>	--	--	--	--
<b>2019-20</b>	62	2	0	1	0	32	20	4
<b>2018-19</b>	255	0	0	4	0	664	226	33
<b>2017-18</b>	183	0	0	1	2	609	129	25
<b>2016-17</b>	171	0	0	1	0	872	203	30
<b>2015-16</b>	162	1	0	3	0	887	185	23

Yearly breakdowns include both new qualifiers and recognition level changes

**Paul Harris Society Members: 4**      **Rotary Direct Participants: 4**

**Total Endowed Funds:**

**Market Value:**

**Market Value Date:**

**Foundation Recognition Points: 439.19**

\* Joint Major Donor/Bequest Society counts as one.

EREY (USD 25 starting in 2016-17), Sustaining Member, and PHS Eligible includes all individuals, not just active club members.

Recognition/Reports:

Rotary Support Center

(866) 9-ROTARY or (866) 976-8279

RotarySupportCenter@rotary.org



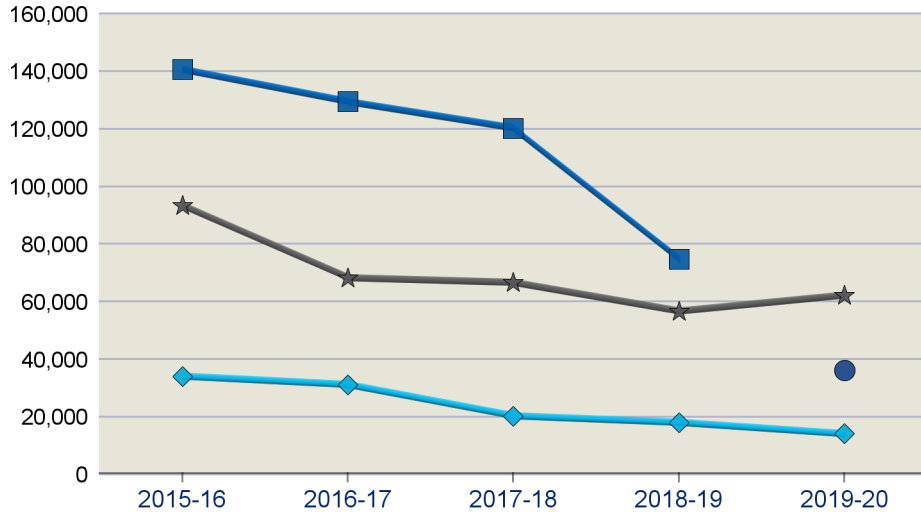
# DISTRICT 4281 FUNDRAISING ANALYSIS

FOR JULY THROUGH JANUARY 2019-20

	Number of Members	Annual Fund						PolioPlus Fund					Other Funds**	Endowment Fund	Total Giving
		Goal	% Goals Received	Total	Per Capita	Goal Achieved	Non-Giving Clubs	Goal	% Goals Received	Total	Goal Achieved	Non-Giving Clubs	Total	Total	
<b>2019-20</b>	1,278	\$62,253	<b>91.3%</b>	\$14,096	\$11.03	22.6%	55	<b>\$14,042</b>	90.0%	\$11,299	80.5%	33	\$105	\$30	<b>\$25,530</b>
<b>2018-19</b>	1,325	\$56,666	90.9%	\$74,647	\$56.34	131.7%	0	\$10,959	89.6%	<b>\$14,373</b>	<b>131.1%</b>	<b>12</b>	<b>\$20,747</b>	\$75	<b>\$109,842</b>
<b>2017-18</b>	1,358	\$66,651	<b>91.3%</b>	\$120,223	\$88.53	180.4%	3	\$10,035	<b>95.0%</b>	\$12,130	120.9%	15	\$8,336	<b>\$2,150</b>	<b>\$142,839</b>
<b>2016-17</b>	1,354	\$68,246	75.3%	\$129,412	\$95.58	189.6%	4	\$11,059	61.7%	\$4,185	37.8%	64	\$1,993	\$0	<b>\$135,590</b>
<b>2015-16</b>	<b>1,361</b>	<b>\$93,432</b>	75.9%	<b>\$140,614</b>	<b>\$103.32</b>	<b>150.5%</b>	0	\$9,276	48.1%	\$11,588	124.9%	14	\$2,980	\$0	<b>\$155,182</b>

\*\*Other Funds include term/directed gifts and funds for approved grants.

## Annual Fund Measures



Year to Date (YTD) covers the period from July through January.

## Recognition and Endowment Measures

	PHF	Bene-factor	Bequest Society*	Major Donor*	Major Gifts	EREY Eligible	Sustaining Member	PHS Eligible
<b>All-time</b>	<b>1,716</b>	<b>18</b>	<b>0</b>	<b>16</b>	--	--	--	--
<b>2019-20</b>	68	0	0	1	0	80	42	2
<b>2018-19</b>	152	0	0	0	0	759	199	16
<b>2017-18</b>	142	2	0	3	0	923	283	20
<b>2016-17</b>	163	0	0	1	0	812	363	27
<b>2015-16</b>	<b>169</b>	0	0	0	0	<b>1,114</b>	<b>389</b>	26

Yearly breakdowns include both new qualifiers and recognition level changes

**Paul Harris Society Members: 3**      **Rotary Direct Participants: 5**

**Total Endowed Funds:**  
**Market Value:**  
**Market Value Date:**

\* Joint Major Donor/Bequest Society counts as one.

EREY (USD 25 starting in 2016-17), Sustaining Member, and PHS Eligible includes all individuals, not just active club members.

**Foundation Recognition Points: 0.01**

Recognition/Reports:

Rotary Support Center

(866) 9-ROTARY or (866) 976-8279

RotarySupportCenter@rotary.org



# AVAILABLE DDF BY DISTRICT

For District 4271 In Program Year 2019 - 2020

Transaction	Description	Amount	Balance
50% of Annual Fund Share contributions from 2016 - 2017		\$35,380.80	\$35,380.80
50% of Available Endowment Fund Share Earnings		\$0.17	\$35,380.97
Carry Forward from 2018 - 2019		\$26,945.60	\$62,326.57
Project Funding	DG2093877 Subvencion Distrital	(\$20,653.00)	
Project Funding	GG1985601 Medellin Nutibara	(\$1,625.00)	
Project Funding	GG2092485 Distrito 5495 EU	(\$750.00)	
Project Funding	GG2096451 Medellin El Poblado	(\$2,000.00)	
<b>Total DDF Funding</b>		<b>(\$25,028.00)</b>	<b>\$37,298.57</b>
<b>Actual DDF Balance</b>			<b>\$37,298.57</b>
Tagged	GG1991472 Submitted Bucaramanga Nuevo Milenio	(\$2,750.00)	
Tagged	GG2092952 Submitted Barranquilla Centro	(\$1,000.00)	
Tagged	GG2095558 Submitted San Jose de Cucuta	(\$2,000.00)	
<b>Total DDF Tagged</b>		<b>(\$5,750.00)</b>	<b>\$31,548.57</b>
<b>Uncommitted DDF Balance (Estimated)</b>			<b>\$31,548.57</b>
Pending Allocations	GG1985741 Draft Nuevo Medellin	(\$2,000.00)	
Pending Allocations	GG1986023 Draft Monteria II	(\$1,000.00)	
Pending Allocations	GG1988839 Draft Cucuta Ciudad de Arboles	(\$1,500.00)	
Pending Allocations	GG2097059 Authorizations Required Cartagena de Indias	(\$6,768.00)	
<b>Total DDF Pending</b>		<b>(\$11,268.00)</b>	<b>\$20,280.57</b>
<b>Unallocated DDF Balance (Estimated)</b>			<b>\$20,280.57</b>



# AVAILABLE DDF BY DISTRICT

For District 4281 In Program Year 2019 - 2020

Transaction	Description	Amount	Balance
50% of Annual Fund Share contributions from 2016 - 2017		\$64,655.70	\$64,655.70
50% of Available Endowment Fund Share Earnings		\$44.66	\$64,700.36
Carry Forward from 2018 - 2019		\$55,146.38	\$119,846.74
Project Funding	DG2094286 Subvencion Distrital 19-20	(\$37,114.00)	
Project Funding	GG1875485 San Nicolas de los Garza (Cali San Fernando)	(\$8,500.00)	
Project Funding	GG1991217 Armenia International	(\$2,000.00)	
Project Funding	GG2091823 Armero	(\$3,314.00)	
Project Funding	GG2092485 Distrito 5495 EU	(\$750.00)	
<b>Total DDF Funding</b>		<b>(\$51,678.00)</b>	<b>\$68,168.74</b>
Returned Funds	DG1963262 Subvencion Distrital 18-19	\$4,777.71	
<b>Total DDF Returned Funds</b>		<b>\$4,777.71</b>	<b>\$72,946.45</b>
<b>Actual DDF Balance</b>			<b>\$72,946.45</b>
Pending Allocations	GG1874796 Draft Perla de Tumaco	(\$4,500.00)	
Pending Allocations	GG1985810 Draft Villa de Leiva	(\$2,000.00)	
Pending Allocations	GG1986365 Draft Zipaquira	(\$1,385.00)	
Pending Allocations	GG1989538 Draft Bogota Capital	(\$1.00)	
Pending Allocations	GG2094191 Draft Cali Norte	(\$3,800.00)	
Pending Allocations	GG2094567 Draft Cali San Fernando	(\$6,200.00)	
Pending Allocations	GG2097943 Draft Manta Spondylis (Ipiales)	(\$1,000.00)	
<b>Total DDF Pending</b>		<b>(\$18,886.00)</b>	<b>\$54,060.45</b>
<b>Unallocated DDF Balance (Estimated)</b>			<b>\$54,060.45</b>