

## **DISTRITOS 4271 y 4281 DE COLOMBIA ABRIL 2020**

### **RESUMEN PRESENTE MES**

Contribuciones Distrito 4271 a Polio Plus (US\$)	<b>1,149</b>
Contribuciones Distrito 4281 a Polio Plus (US\$)	<b>5</b>
Contribuciones Distrito 4271 al Fondo de Dotación (US\$)	<b>0</b>
Contribuciones Distrito 4281 al Fondo de Dotación (US\$)	<b>0</b>
Contribuciones Distrito 4271 al Fondo Anual (US\$)	<b>599</b>
Contribuciones Distrito 4281 al Fondo Anual (US\$)	<b>3,964</b>
<b>Total Contribuciones Clubes Colombianos al Fondo Anual (US\$)</b>	<b>4,563</b>

### **ACUMULADO PRESENTE AÑO ROTARIO**

Contribuciones Distrito 4271 a Polio Plus (US\$)	<b>15,625</b>
Contribuciones Distrito 4281 a Polio Plus (US\$)	<b>12,630</b>
Contribuciones Distrito 4271 al Fondo de Dotación (US\$)	<b>2,010</b>
Contribuciones Distrito 4281 al Fondo de Dotación (US\$)	<b>30</b>
Contribuciones Distrito 4271 al Fondo Anual (US\$)	<b>13,695</b>
Contribuciones Distrito 4281 al Fondo Anual (US\$)	<b>24,671</b>
<b>Total Contribuciones Clubes Colombianos al Fondo Anual (US\$)</b>	<b>38,366</b>

## **CONTRIBUCIONES ACUMULADAS DE LOS CLUBES (US\$)**

### **DISTRITO 4271**

	<b>Meta<sup>1</sup></b>	<b>FA<sup>2</sup></b>	<b>Socios<sup>2</sup></b>	<b>Meta<sup>1</sup></b>	<b>Polio<sup>2</sup></b>
<b>Distrito 4271</b>	<b>0</b>	<b>0</b>	<b>0</b>	<b>0</b>	<b>0</b>
Barrancabermeja	0.11	0	16	0	290.44
Barranquilla	1,000	4,737.90	39	600	1,452.82
Barranquilla Centro	2,000	32.92	31	2,000	2,000.00
Barranquilla Norte	0.07	0	23	0	78.57
Barranquilla Oriente	1,000	0	13	250	660.66
Bello	100	0	5	50	110.06
Bucaramanga	1,000	601.66	23	200	0
Bucaramanga Chicamocha	400	0	11	100	150.00

<sup>1</sup> Meta registrada en Rotary Central

<sup>2</sup> Dato tomado de Rotary

### CONTRIBUCIONES ACUMULADAS DE LOS CLUBES (US\$)

<i>Bucaramanga Ciudad de los Parques</i>	<b>1,500</b>	<b>939.71</b>	<b>15</b>	<b>250</b>	<b>232.56</b>
<i>Bucaramanga Nuevo Milenio</i>	<b>250</b>	<b>105.02</b>	<b>7</b>	<b>50</b>	<b>0</b>
<i>Bucaramanga Ruitoque</i>	<b>1,700</b>	<b>0</b>	<b>17</b>	<b>425</b>	<b>315.46</b>
<i>Bucaramanga Sotomayor</i>	<b>800</b>	<b>200.00</b>	<b>9</b>	<b>200</b>	<b>76.90</b>
<i>Bucaramanga Sur</i>	<b>1,500</b>	<b>1,500.01</b>	<b>17</b>	<b>100</b>	<b>31.00</b>
<i>Caldas</i>	<b>254</b>	<b>0</b>	<b>10</b>	<b>400</b>	<b>0</b>
<i>Cartagena</i>	<b>3,300</b>	<b>0</b>	<b>30</b>	<b>3,000</b>	<b>1,000.01</b>
<i>Cartagena Caribe</i>	<b>100</b>	<b>0</b>	<b>12</b>	<b>100</b>	<b>0</b>
<i>Cartagena de Indias</i>	<b>1,500</b>	<b>0</b>	<b>26</b>	<b>400</b>	<b>100.00</b>
<i>Cartagena Empresarial</i>	<b>260</b>	<b>0</b>	<b>14</b>	<b>110</b>	<b>356.11</b>
<i>Cartagena Heroica</i>	<b>200</b>	<b>0</b>	<b>7</b>	<b>50</b>	<b>31.08</b>
<i>Ciénaga</i>	<b>200</b>	<b>0</b>	<b>14</b>	<b>20</b>	<b>172.00</b>
<i>Cúcuta</i>	<b>522</b>	<b>0</b>	<b>22</b>	<b>435</b>	<b>690.26</b>
<i>Cúcuta Ciudad de Arboles</i>	<b>400</b>	<b>0</b>	<b>19</b>	<b>150</b>	<b>171.71</b>
<i>Cúcuta Ciudad de los Patios</i>	<b>435</b>	<b>0</b>	<b>17</b>	<b>174</b>	<b>12.76</b>
<i>Cúcuta Ciudad de Todos</i>	<b>150</b>	<b>0</b>	<b>6</b>	<b>100</b>	<b>8.83</b>
<i>Cúcuta II</i>	<b>1,000</b>	<b>0</b>	<b>34</b>	<b>1,000</b>	<b>24.54</b>
<i>Cúcuta III</i>	<b>900</b>	<b>0</b>	<b>32</b>	<b>100</b>	<b>235.50</b>
<i>El Carmen de Viboral</i>	<b>500</b>	<b>358.21</b>	<b>10</b>	<b>800</b>	<b>1,125.15</b>
<i>El Cerrejón</i>	<b>1,000</b>	<b>0</b>	<b>15</b>	<b>500</b>	<b>550.01</b>
<i>Envigado</i>	<b>1,000</b>	<b>1,000.01</b>	<b>21</b>	<b>500</b>	<b>500.00</b>
<i>Envigado Ayurá</i>	<b>400</b>	<b>0</b>	<b>17</b>	<b>200</b>	<b>142.15</b>
<i>Fonseca</i>	<b>0.10</b>	<b>0</b>	<b>11</b>	<b>0</b>	<b>199.93</b>
<i>Itagüí</i>	<b>700</b>	<b>500.00</b>	<b>19</b>	<b>500</b>	<b>575.00</b>
<i>Itagüí Santamaría</i>	<b>500</b>	<b>0</b>	<b>10</b>	<b>50</b>	<b>0</b>
<i>La Ceja</i>	<b>300</b>	<b>0</b>	<b>6</b>	<b>40</b>	<b>0</b>
<i>Lorica</i>	<b>500</b>	<b>0</b>	<b>9</b>	<b>200</b>	<b>0</b>
<i>Magangué</i>	<b>100</b>	<b>0</b>	<b>12</b>	<b>150</b>	<b>164.25</b>
<i>Medellín</i>	<b>2,000</b>	<b>0</b>	<b>70</b>	<b>500</b>	<b>542.50</b>
<i>Medellín Bolivariana</i>	<b>100</b>	<b>0</b>	<b>7</b>	<b>100</b>	<b>73.03</b>
<i>Medellín El Poblado</i>	<b>1,500</b>	<b>0</b>	<b>34</b>	<b>1,000</b>	<b>100.00</b>
<i>Medellín Laureles</i>	<b>1,000</b>	<b>0</b>	<b>13</b>	<b>380</b>	<b>408.17</b>
<i>Medellín Nutibara</i>	<b>3,000</b>	<b>342.03</b>	<b>24</b>	<b>500</b>	<b>416.16</b>
<i>Medellín Occidente</i>	<b>800</b>	<b>840.69</b>	<b>16</b>	<b>100</b>	<b>85.50</b>
<i>Montería</i>	<b>1,000</b>	<b>0</b>	<b>14</b>	<b>500</b>	<b>581.40</b>
<i>Montería II</i>	<b>1,500</b>	<b>374.78</b>	<b>29</b>	<b>350</b>	<b>456.10</b>
<i>Montería Ronda del Sinú</i>	<b>500</b>	<b>10.97</b>	<b>11</b>	<b>100</b>	<b>0</b>
<i>Nuevo Medellín</i>	<b>2,600</b>	<b>1,825.59</b>	<b>25</b>	<b>500</b>	<b>616.40</b>
<i>Ocaña Primavera</i>	<b>500</b>	<b>0</b>	<b>28</b>	<b>100</b>	<b>0</b>
<i>Pamplona</i>	<b>700</b>	<b>0</b>	<b>14</b>	<b>100</b>	<b>0</b>

### CONTRIBUCIONES ACUMULADAS DE LOS CLUBES (US\$)

<i>Pamplona Fundadora de Ciudades</i>	300	0	14	100	0
<i>Rionegro</i>	350	0	7	300	0
<i>Sabaneta</i>	400	0	13	100	49.05
<i>San Gil</i>	900	25.00	22	220	0
<i>San José de Cúcuta</i>	870	0	16	120	34.89
<i>San Luis de Sincé</i>	300	0	9	200	0
<i>Santa Marta</i>	800	300.00	17	100	20.72
<i>Sincelejo</i>	600	0	30	400	400.01
<i>Socorro Huella Comunera</i>	1,000	0	26	170	0
<i>Urabá</i>	200	0	19	100	0
<i>Valledupar Cacique de Eupari</i>	350	0	16	100	0
<i>Villa del Rosario</i>	1,500	0	23	380	383.13
<b>Total</b>	<b>48,241.28</b>	<b>13,694.50</b>	<b>1,096</b>	<b>19,724</b>	<b>15,624.82</b>

### DISTRITO 4281

	Meta <sup>1</sup>	FA <sup>2</sup>	Socios <sup>2</sup>	Meta <sup>1</sup>	Polio <sup>2</sup>
<i>Distrito 4281</i>	0	0	0	0	0
<i>Armenia</i>	180	0	28	150	31.08
<i>Armenia International</i>	200	0	12	150	177.52
<i>Armenia Palma de Cera</i>	300	1,000.00	13	100	133.20
<i>Armero</i>	100	0	17	50	148.26
<i>Bogotá</i>	1,800	500.00	10	500	500.01
<i>Bogotá Capital</i>	300	0	16	300	0
<i>Bogotá Centenario</i>	3,500	835.75	23	100	0
<i>Bogotá Chapinero</i>	222	616.11	14	300	119.40
<i>Bogotá Chicó</i>	1,250	0	21	150	256.50
<i>Bogotá D.C.</i>	10	0	7	10	0
<i>Bogotá El Dorado</i>	200	0	11	100	87.21
<i>Bogotá Inter</i>	0	0	15	0	0
<i>Bogotá Laureles</i>	2,500	1,795.00	22	50	0
<i>Bogotá Multicentro</i>	200	0	15	120	79.94
<i>Bogotá Occidente</i>	2,000	1,800.00	19	100	30.93
<i>Bogotá Santa Bárbara</i>	1,000	0	12	100	0
<i>Bogotá Suba</i>	150	200.00	4	0	0
<i>Bogotá Teusaquillo</i>	1,000	1,000.01	13	0	109.08
<i>Bogotá Usaquén</i>	0	991.21	13	0	112.71
<i>Buenaventura Pacifico</i>	0	0	20	0	245.11
<i>Buga</i>	200	0	17	200	279.33
<i>Cali</i>	2,000	753.77	15	150	124.22
<i>Cali Norte</i>	1,000	97.59	11	100	0

### CONTRIBUCIONES ACUMULADAS DE LOS CLUBES (US\$)

<i>Cali Pance</i>	700	700.01	21	300	358.03
<i>Cali San Fernando</i>	5,000	3,260.21	35	100	1,121.88
<i>Cartago</i>	50	0	11	100	0
<i>Catedral de Sal de Zipaquirá</i>	100	0	11	50	0
<i>Duitama</i>	1,120	0	16	150	45
<i>E-Club Origen</i>	100	0	14	200	0
<i>E-Club Sogamoso Global</i>	1,000	0	11	50	108.00
<i>Facatativá</i>	50	25.50	15	50	0
<i>Fusagasugá</i>	767.50	739.65	19	92	87.32
<i>Garagoa</i>	500	5.00	15	150	145.74
<i>Girardot</i>	120	0	6	50	0
<i>Guamo</i>	50	0	10	50	88.80
<i>Ibagué</i>	500	0	25	100	150.96
<i>Ibagué Ciudad Musical</i>	440	500.08	19	150	234.65
<i>Ibagué Ocobos</i>	300	318.75	13	400	347.06
<i>Ipiales</i>	1,800	2,208.77	18	250	432.71
<i>La Dorada</i>	101.50	200.00	7	102	0
<i>La Plata</i>	2,000	0	24	400	399.71
<i>La Sombrerera de Chaparral</i>	100	0	5	50	0
<i>La Vega</i>	867	0	18	156	0
<i>Manizales</i>	350	0	19	350	10.36
<i>Neiva</i>	500	0	13	100	0
<i>Neiva Las Ceibas</i>	800	0	33	200	0
<i>Neiva Noches Plateñas</i>	300	121.44	14	100	111.04
<i>Nuevo Cali</i>	400	250.00	9	100	313.16
<i>Nuevo Ibagué</i>	2,000	435.34	30	200	322.89
<i>Paipa</i>	600	0	21	200	0
<i>Palmira</i>	1,000	1,000.00	20	200	0
<i>Pasto</i>	500	0	25	500	10.36
<i>Pasto Valle de Atriz</i>	300	0	22	200	50.94
<i>Pereira</i>	100	100.00	12	50	74.00
<i>Pereira del Café</i>	800	882.02	19	200	116.28
<i>Pereira Perla del Otún</i>	3,700	0	37	450	532.03
<i>Perla de Tumaco</i>	0	657.00	17	0	379.02
<i>Pitalito</i>	500	317.92	15	100	132.36
<i>Popayán</i>	0	0	11	0	106.20
<i>Quimbaya</i>	1,000	1,000.01	19	0	336.00
<i>San Andrés Isla</i>	2,000	0	24	1,000	0
<i>Santa Fe de Bogotá</i>	200	420.00	16	500	218.51
<i>Santa Rosa de Cabal</i>	500	0	20	100	130.80

### CONTRIBUCIONES ACUMULADAS DE LOS CLUBES (US\$)

<i>Sevilla Centenario</i>	50	0	9	100	0
<i>Soata</i>	500	845.69	14	50	74.00
<i>Sogamoso</i>	0	0	15	400	436.05
<i>Sogamoso Ciudad del Sol</i>	0	0	12	0	161.82
<i>Sol Naciente Villavicencio</i>	0	0	12	0	0
<i>Sopo</i>	50	0	7	50	0
<i>Subachoque</i>	500	0	21	100	172.52
<i>Supatá</i>	600	0	13	12	100.00
<i>Tulua</i>	1,000	725.26	20	500	348.09
<i>Tulua El Lago</i>	2,000	0	21	300	0
<i>Tunja</i>	1,000	268.68	24	600	1,249.93
<i>Tunja Hunza</i>	500	0	19	50	70.98
<i>Villa de Leiva</i>	1,000	0	12	100	261.60
<i>Villa Republicana de Chiquinquirá</i>	0	0	10	100	0
<i>Villavicencio</i>	2,200	0	18	500	528.91
<i>Yopal</i>	800	0	16	300	397.03
<i>Yumbo Arroyohondo</i>	1,700	100.00	15	200	10.36
<i>Zipaquirá</i>	100	0	6	100	20.42
<b>Total</b>	<b>61,328</b>	<b>24,670.77</b>	<b>1,321</b>	<b>13,692</b>	<b>12,630.02</b>

Distrito	D4271	D4281
<i>Total Aportes al FA</i>	<b>13,694.50</b>	<b>24,670.77</b>
<i>Socios a Abril 30/20</i>	<b>1,096</b>	<b>1,321</b>
<i>Per cápita Distrito (US\$)</i>	<b>12.50</b>	<b>18.68</b>

### METAS FONDO ANUAL PERIODO 2019 - 2020<sup>3</sup>

	Meta	Cumplimiento %
<i>Distrito 4271</i>	<b>US\$ 48,241.28</b>	<b>28.39</b>
<i>Distrito 4281</i>	<b>US\$ 61,328.00</b>	<b>40.23</b>
<b>Total Metas al Fondo Anual (US\$)</b>	<b>US\$ 109,569.28</b>	<b>35.02</b>

<sup>3</sup> Tomado de RI con base en la actualización que se hace en Rotary Central

**METAS POLIO PLUS PERIODO 2019 - 2020<sup>3</sup>**

	<i>Meta</i>	<i>Cumplimiento %</i>
<i>Distrito 4271</i>	<i>US\$ 19,724.00</i>	<i>74.93</i>
<i>Distrito 4281</i>	<i>US\$ 13,692.00</i>	<i>92.21</i>
<b><i>Total Metas Polio Plus (US\$)</i></b>	<b><i>US\$ 33,416.00</i></b>	<b><i>82.10</i></b>

**EVOLUCION CUADRO SOCIAL 2019 - 2020<sup>3</sup>**

<i>Distrito</i>	<i>D4271</i>	<i>D4281</i>
<i>Socios a Junio 30/19</i>	<i>1,093 (61 Clubes)</i>	<i>1,283 (79 Clubes)</i>
<i>Socios a Julio 1/19</i>	<i>1,091 (61 Clubes)</i>	<i>1,278 (79 Clubes)</i>
<i>Socios a Abril 30/20</i>	<i>1,096 (60 Clubes)</i>	<i>1,321 (81 Clubes)</i>
<i>Crecimiento Cuadro Social</i>	<i>+5 (+0.46%)</i>	<i>+38 (+2.96%)</i>
<i>Promedio socios por Club</i>	<b><i>18</i></b>	<b><i>16</i></b>

**CIRCULO PAUL HARRIS ELEGIBLES (PHS ELIGIBLE) ACUMULADO AÑO ROTARIO<sup>4</sup>**

<i>Club</i>	<i>D4271</i>	<i>D4281</i>
<i>Barranquilla</i>	<i>1</i>	
<i>Barranquilla Centro</i>	<i>2</i>	
<i>Cartagena</i>	<i>1</i>	
<i>Cucuta</i>	<i>1</i>	
<i>Cucuta II</i>	<i>1</i>	
<i>Cucuta III</i>	<i>1</i>	
<i>Medellin El Poblado</i>	<i>1</i>	
<i>Nuevo Medellin</i>	<i>2</i>	
<i>San José de Cucuta</i>	<i>1</i>	
<i>Villa del Rosario</i>	<i>1</i>	
<i>Armenia International</i>		<i>1</i>
<i>Bogota Teusaquillo</i>		<i>1</i>
<i>Cali San Fernando</i>		<i>2</i>
<i>Quimbaya</i>		<i>1</i>
<b><i>Total</i></b>	<b><i>12</i></b>	<b><i>5</i></b>

**BANDERINES PARA LOS CLUBES: APORTES A LFR<sup>5</sup> Y CLUBES CADA ROTARIO CADA AÑO (EREY)<sup>6</sup> ACUMULADO A LA FECHA**

<i>Club</i>	<i>D4271</i>	<i>D4281</i>
-------------	--------------	--------------

<sup>4</sup> Paul Harris Society: Socios Activos que han contribuido con mínimo US\$1,000 a La Fundación Rotaria en el presente período Rotario  
<sup>5</sup> Banderín Aportes a LFR: Clubes donde el 100% de los Socios Activos han contribuido US\$25 o más **a cualquier fondo de LFR** a la fecha y el per cápita es igual o mayor a US\$100

<sup>6</sup> Banderín Clubes EREY: Clubes donde el 100% de los Socios Activos han contribuido mínimo US\$25 **al Fondo Anual** a la fecha y el per cápita es igual o mayor a US\$100

	<i>Banderín Aportes a LFR</i>	<i>Banderín EREY</i>	<i>Banderín Aportes a LFR</i>	<i>Banderín EREY</i>
	0	0		
	0	0		
<i>Bogota</i>			1	0
			0	0
<b>Total</b>	0	0	1	0

**CLUBES CON MAYOR APORTE ANUAL PER CAPITA A LA FECHA**

<i>Club</i>	<i>D4271</i>	<i>D4281</i>
<b>1° Barranquilla</b>	115.56	
<b>2° Bucaramanga Sur</b>	100.00	
<b>3° Nuevo Medellin</b>	74.06	
<b>1° Cali San Fernando</b>		129.33
<b>2° Ipiales</b>		122.71
<b>3° Bogota Occidente</b>		94.74

**CLUBES 100% PAUL HARRIS**

<i>Club</i>	<i>Distrito</i>	<i>Fecha</i>
1. Cali San Fernando	4281	30-jul-03
2. Cartagena	4271	12-may-04
3. Manizales	4281	11-abr-05
4. Medellín	4271	17-dic-07
5. La Plata	4281	18-feb-08
6. Medellín Occidente	4271	19-feb-08
7. Nuevo Medellín	4271	3-abr-08
8. Cali	4281	27-may-08
9. Medellín Nutibara	4271	18-nov-08
10. Cartagena de Indias	4271	1-feb-10
11. Paipa	4281	9-jun-11
12. Bogotá Usaquen	4281	30-jun-11
13. Medellín El Poblado	4271	30-jun-11
14. Montería II	4271	30-may-12
15. Bogotá Chapinero	4281	10-mar-13
16. Bucaramanga Nuevo Milenio	4271	1-abr-13
17. Pereira Perla del Otún	4281	20-may-13
18. Bogotá Occidente	4281	18-nov-13

19. Bogotá Laureles	4281	20-jun-14
20. Itagüí	4271	27-ago-14
21. El Carmen de Viboral	4271	12-nov-14
22. Bogotá Centenario	4281	25-feb-15
23. Cúcuta Ciudad de Arboles	4271	3-abr-15
24. Medellín Laureles	4271	14-jun-15
25. Bogotá Santa Barbara	4281	16-jun-15
26. El Cerrejon	4271	16-jul-15
27. Nuevo Ibagué	4281	9-feb-16
28. San José de Cúcuta	4271	18-feb-16
29. Santa Fe de Bogotá	4281	7-sep-16
30. Armero	4281	4-ago-17
31. Bucaramanga Sur	4271	17-nov-17
32. Bucaramanga Sotomayor	4271	11-jun-18
33. Bucaramanga Ruitoque	4271	13-jul-18
34. Rionegro	4271	26-oct-18
35. Cartagena Caribe	4271	31-oct-18
36. Bogota Chicó	4281	2018-2019

**SALDOS CLUBES DISTRITO 4281 (a Mayo 13)**

	RI (US\$) <sup>7</sup>	Revista (\$) <sup>8</sup>	Becas (\$)	Fondo Distrital (\$)	Conferencia Distrital (\$)
Armenia	34.00	0	0	0	0
Armenia International	-0.13	444,000	390,000	1,820,000	1,755,000
Armenia Palma de Cera	0	0	0	0	0
Armero	-0.13	0	0	0	0
Bogotá	0	407,000	0	0	0
Bogotá Capital	0	0	0	0	0
Bogotá Centenario	0	0	0	0	0
Bogotá Chapinero	0	0	0	0	0
Bogotá Chicó	0	-37,000	0	0	0
Bogotá D.C.	0	555,000	105,000	0	0
Bogotá El Dorado	0	0	0	0	0
Bogotá Inter	39.88	333,000	210,000	0	0
Bogotá Laureles	0	814,000	330,000	0	0
Bogotá Multicentro	0	0	0	0	0

<sup>7</sup> Información tomada de Rotary International

<sup>8</sup> Información suministrada por la Corporación Revista Colombia Rotaria – **Información al 6 de Abril – Nota: si no ha sido enviada la copia de la consignación puede aparecer el saldo pendiente de pagar.**





**ROTARY INTERNATIONAL**  
**CARLOS ALBERTO ARANGO GUTIERREZ**  
**Presidente Comité Finanzas Distrito 4281**  
**Gobernador 2004-2005 Distrito 4280**

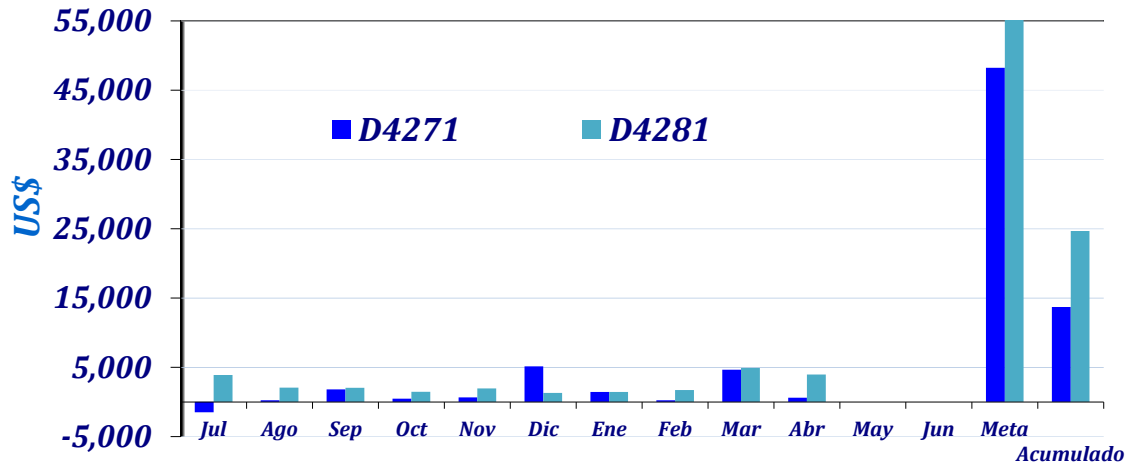


<i>Bogotá Occidente</i>	0	757,000	0	0	0
<i>Bogotá Santa Bárbara</i>	0	0	0	0	0
<i>Bogotá Suba</i>	-0.07	0	0	0	0
<i>Bogotá Teusaquillo</i>	0	0	-180,000	0	0
<i>Bogotá Usaquén</i>	0	0	645,000	0	0
<i>Buenaventura Pacifico</i>	0	0	0	0	0
<i>Buga</i>	0	37,000	0	0	0
<i>Cali</i>	0	0	0	0	0
<i>Cali Norte</i>	0	0	210,000	0	0
<i>Cali Pance</i>	0	0	0	0	0
<i>Cali San Fernando</i>	0	0	0	0	0
<i>Cartago</i>	409.00	0	0	0	0
<i>Catedral de Sal de Zipaquirá</i>	0	0	0	0	0
<i>Duitama</i>	-16.00	0	0	0	0
<i>E-Club Origen</i>	0	4,000	0	0	0
<i>E-Club Sogamoso Global</i>	0	0	0	0	0
<i>Facatativá</i>	549.69	0	210,000	0	0
<i>Fusagasugá</i>	0	-74,000	0	0	0
<i>Garagoa</i>	0	0	0	0	0
<i>Girardot</i>	204.00	114,000	90,000	420,000	0
<i>Guamo</i>	-157.05	370,000	0	0	0
<i>Ibagué</i>	0	-185,000	0	0	0
<i>Ibagué Ciudad Musical</i>	-0.02	0	0	0	0
<i>Ibagué Ocobos</i>	-0.09	0	0	0	0
<i>Ipiales</i>	-0.25	0	0	0	0
<i>La Dorada</i>	0	1,673,000	120,000	420,000	0
<i>La Plata</i>	-12.64	-60,000	0	0	0
<i>La Sombrerera de Chaparral</i>	-2.00	0	-75,000	0	270,000
<i>La Vega</i>	0	-17,000	0	0	0
<i>Manizales</i>	0	0	0	0	0
<i>Neiva</i>	0	0	0	0	0
<i>Neiva Las Ceibas</i>	0	0	0	0	0
<i>Neiva Noches Plateñas</i>	419.34	444,000	660,000	1,485,000	1,620,000
<i>Nuevo Cali</i>	0	-37,000	0	0	0
<i>Nuevo Ibagué</i>	0	0	0	0	0
<i>Paipa</i>	0	431,000	330,000	440,000	0
<i>Palmira</i>	-136.00	-148,000	0	0	0
<i>Pasto</i>	-1.87	0	0	0	0
<i>Pasto Valle de Atriz</i>	0	0	0	0	3,240,000
<i>Pereira</i>	0	0	0	0	0
<i>Pereira del Café</i>	0	-74,000	0	0	0
<i>Pereira Perla del Otún</i>	0	-10,000	-525,000	0	0

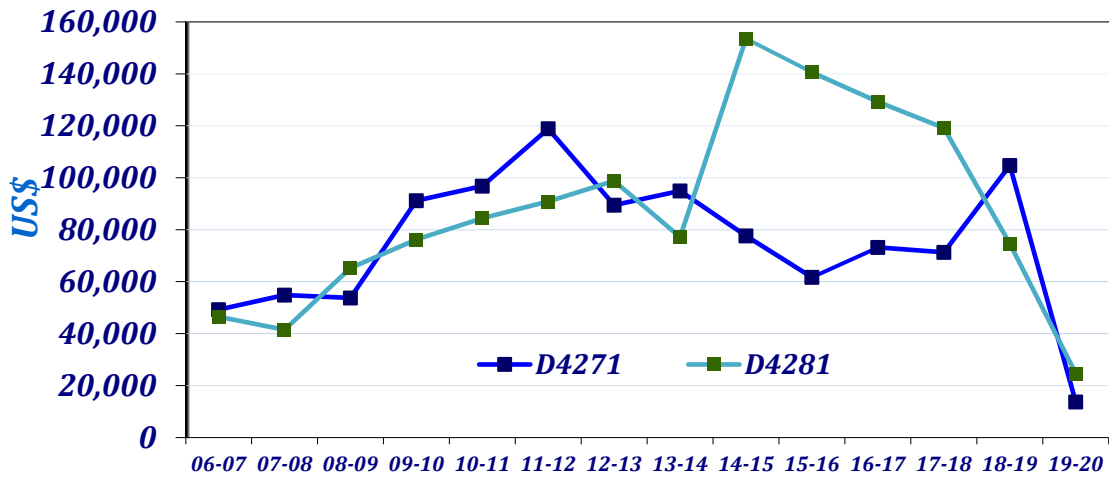
<i>Perla de Tumaco</i>	-2.97	2,696,000	735,000	4,415,000	2,565,000
<i>Pitalito</i>	0	0	0	0	0
<i>Popayán</i>	26.65	1,080,000	0	0	0
<i>Quimbaya</i>	0	-114,000	0	0	0
<i>San Andrés Isla</i>	-2.15	111,000	-435,000	0	3,240,000
<i>Santa Fe de Bogotá</i>	-0.18	0	0	0	0
<i>Santa Rosa de Cabal</i>	0	0	0	0	0
<i>Sevilla Centenario</i>	17.01	766,000	0	0	0
<i>Soatá</i>	0	0	0	0	0
<i>Sogamoso</i>	0.06	1,679,000	180,000	0	0
<i>Sogamoso Ciudad del Sol</i>	-158.03	0	0	0	0
<i>Sol Naciente Villavicencio</i>	2.00	-74,000	0	0	0
<i>Sopo</i>	0	0	630,000	980,000	945,000
<i>Subachoque</i>	0	0	0	0	0
<i>Supatá</i>	-4.82	-37,000	0	0	0
<i>Tulua</i>	0	0	0	0	0
<i>Tulua El Lago</i>	0	0	0	0	0
<i>Tunja</i>	0	-1,000	375,000	0	0
<i>Tunja Hunza</i>	0	1,037,000	0	0	0
<i>Villa de Leiva</i>	0	259,000	-5,000	0	0
<i>Villa Republicana de Chiquinquirá</i>	0	1,235,000	660,000	2,203,684	945,000
<i>Villavicencio</i>	0	-74,000	0	0	0
<i>Yopal</i>	0	0	0	0	0
<i>Yumbo Arroyohondo</i>	0	518,000	165,000	1,190,000	0
<i>Zipaquirá</i>	0	0	195,000	0	0
<b>Totales</b>	<b>1,207.23</b>	<b>14,822,000</b>	<b>5,020,000</b>	<b>13,373,684</b>	<b>14,580,000</b>
<b>Saldos Distrito 4271</b>	<b>4,398.66</b>	<b>28,518,000<sup>9</sup></b>			

*9 Informacion de Abril 15*

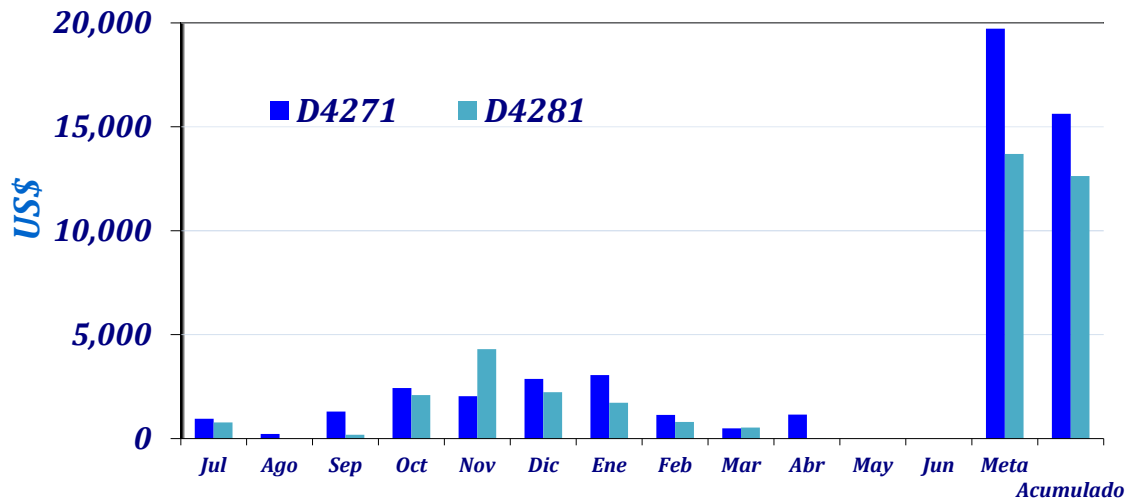
### ACUMULADO APORTES AL FA 2019-2020



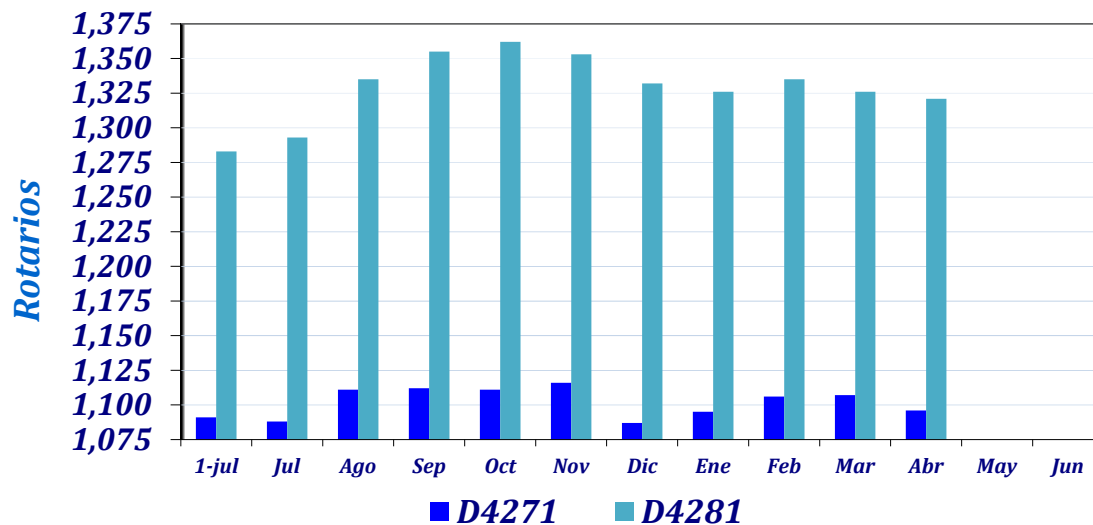
### APORTES HISTORICOS AL FA



### ACUMULADO APORTES A POLIO PLUS 2019-2020



### MEMBRESIA 2019-2020 (datos final del mes)



**Tasa de Cambio Rotaria para Abril 2020 \$4,000 / US\$**

**Tasa de Cambio Rotaria para Mayo 2020 \$4,050 / US\$**



# AVAILABLE DDF BY DISTRICT

For District 4271 In Program Year 2019 - 2020

Transaction	Description	Amount	Balance
50% of Annual Fund Share contributions from 2016 - 2017		\$35,380.80	\$35,380.80
50% of Available Endowment Fund Share Earnings		\$0.17	\$35,380.97
Carry Forward from 2018 - 2019		\$26,945.60	\$62,326.57
Project Funding	DG2093877 Subvencion Distrital	(\$20,653.00)	
Project Funding	GG1985601 Medellin Nutibara	(\$1,625.00)	
Project Funding	GG2092485 Distrito 5495 EU	(\$750.00)	
Project Funding	GG2095558 San Jose de Cucuta	(\$2,000.00)	
Project Funding	GG2096451 Medellin El Poblado	(\$2,000.00)	
<b>Total DDF Funding</b>		<b>(\$27,028.00)</b>	<b>\$35,298.57</b>

<b>Actual DDF Balance</b>	<b>\$35,298.57</b>
---------------------------	--------------------

Tagged	GG1991472 Submitted Bucaramanga Nuevo Milenio	(\$2,750.00)	
Tagged	GG2012594 Submitted Barranquilla	(\$9,000.00)	
Tagged	GG2092952 Submitted Barranquilla Centro	(\$1,000.00)	
<b>Total DDF Tagged</b>		<b>(\$12,750.00)</b>	<b>\$22,548.57</b>

<b>Uncommitted DDF Balance (Estimated)</b>	<b>\$22,548.57</b>
--	--------------------

Pending Allocations	GG1985212 Draft Nuevo Medellin	(\$1,000.00)	
Pending Allocations	GG1985741 Draft Nuevo Medellin	(\$2,000.00)	
Pending Allocations	GG1986023 Draft Monteria II	(\$1,000.00)	
Pending Allocations	GG1988839 Draft Cucuta Ciudad de Arboles	(\$1,500.00)	
Pending Allocations	GG2011422 Draft Barranquilla	(\$9,000.00)	
Pending Allocations	GG2011786 Draft Medellin Nutibara	(\$1,250.00)	
Pending Allocations	GG2013620 Draft Barranquilla Oriente	(\$2,000.00)	
Pending Allocations	GG2097059 Authorizations Required Cartagena de Indias	(\$6,768.00)	
<b>Total DDF Pending</b>		<b>(\$24,518.00)</b>	<b>(\$1,969.43)</b>



# AVAILABLE DDF BY DISTRICT

For District 4271 In Program Year 2019 - 2020

Unallocated DDF Balance (Estimated)	(\$1,969.43)
-------------------------------------	--------------



# AVAILABLE DDF BY DISTRICT

For District 4281 In Program Year 2019 - 2020

Transaction	Description	Amount	Balance
50% of Annual Fund Share contributions from 2016 - 2017		\$64,655.70	\$64,655.70
50% of Available Endowment Fund Share Earnings		\$44.66	\$64,700.36
Carry Forward from 2018 - 2019		\$55,146.38	\$119,846.74
Transfer	To DR COVID-19	(\$500.00)	
<b>Total DDF Transferred</b>		<b>(\$500.00)</b>	<b>\$119,346.74</b>
Project Funding	DG2094286 Subvencion Distrital 19-20	(\$37,114.00)	
Project Funding	GG1875485 San Nicolas de los Garza (Cali San Fernando)	(\$8,500.00)	
Project Funding	GG1991217 Armenia International	(\$2,000.00)	
Project Funding	GG2011894 Villa de Leiva	(\$14,993.00)	
Project Funding	GG2012135 E-Club Sogamosos Global	(\$13,027.00)	
Project Funding	GG2012160 Bogotá Occidente	(\$9,654.00)	
Project Funding	GG2012421 Cali San Fernando	(\$1,000.00)	
Project Funding	GG2091823 Armero	(\$3,314.00)	
Project Funding	GG2092485 Distrito 5495 EU	(\$750.00)	
Project Funding	GG2099818 Buga	(\$9,000.00)	
<b>Total DDF Funding</b>		<b>(\$99,352.00)</b>	<b>\$19,994.74</b>
Returned Funds	DG1963262 Subvencion Distrital 18-19	\$4,777.71	
<b>Total DDF Returned Funds</b>		<b>\$4,777.71</b>	<b>\$24,772.45</b>
<b>Actual DDF Balance</b>			<b>\$24,772.45</b>
Tagged	GG2012247 Submitted Bogotá Santa Barbara	(\$2,000.00)	
Tagged	GG2012285 Submitted Santa Fe de Bogotá	(\$2,000.00)	
Tagged	GG2099814 Submitted Tulua El Lago	(\$2,381.00)	
<b>Total DDF Tagged</b>		<b>(\$6,381.00)</b>	<b>\$18,391.45</b>



# AVAILABLE DDF BY DISTRICT

For District 4281 In Program Year 2019 - 2020

<b>Uncommitted DDF Balance (Estimated)</b>
--

<b>\$18,391.45</b>
--------------------

Pending Allocations	GG1874796	Draft Perla de Tumaco	(\$4,500.00)	
Pending Allocations	GG1986365	Draft Zipaquira	(\$1,385.00)	
Pending Allocations	GG1989538	Draft Bogota Capital	(\$1.00)	
Pending Allocations	GG2010302	Draft Armenia International	(\$2,250.00)	
Pending Allocations	GG2010719	Draft Nuevo Ibague	(\$2,500.00)	
Pending Allocations	GG2011950	Draft Santa Rosa de Cabal	(\$250.00)	
Pending Allocations	GG2012658	Draft Yumbo Arroyohondo	(\$100.00)	
Pending Allocations	GG2094191	Draft Cali Norte	(\$3,800.00)	
Pending Allocations	GG2094567	Draft Cali San Fernando	(\$8,000.00)	
Pending Allocations	GG2097943	Draft Ipiales	(\$1,000.00)	
<b>Total DDF Pending</b>			<b>(\$23,786.00)</b>	<b>(\$5,394.55)</b>

<b>Unallocated DDF Balance (Estimated)</b>
--

<b>(\$5,394.55)</b>
---------------------





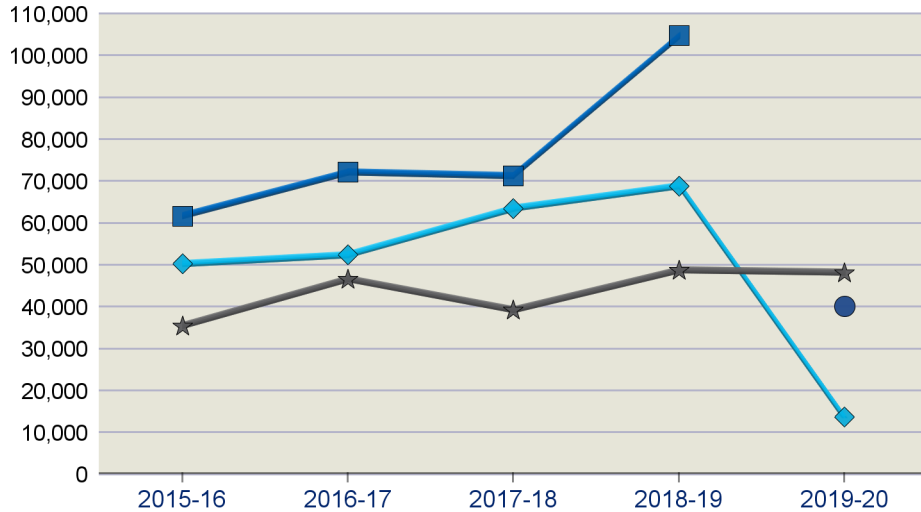
# DISTRICT 4271 FUNDRAISING ANALYSIS

INTERIM RESULTS FOR JULY THROUGH APRIL 2019-20

	Number of Members	Annual Fund						PolioPlus Fund					Other Funds**	Endowment Fund	Total Giving
		Goal	% Goals Received	Total	Per Capita	Goal Achieved	Non-Giving Clubs	Goal	% Goals Received	Total	Goal Achieved	Non-Giving Clubs	Total	Total	
<b>2019-20</b>	1,091	\$48,241	<b>100.0%</b>	\$13,695	\$12.55	28.4%	43	\$19,724	<b>95.0%</b>	\$15,625	79.2%	17	\$7,825	<b>\$2,010</b>	<b>\$39,155</b>
<b>2018-19</b>	1,121	<b>\$48,810</b>	91.8%	<b>\$104,774</b>	<b>\$93.46</b>	214.7%	<b>0</b>	<b>\$25,590</b>	93.4%	\$29,378	114.8%	<b>0</b>	\$36,200	\$200	<b>\$170,552</b>
<b>2017-18</b>	1,207	\$39,240	57.4%	\$71,273	\$59.05	181.6%	1	\$20,931	52.5%	<b>\$30,606</b>	146.2%	27	<b>\$53,514</b>	\$210	<b>\$155,603</b>
<b>2016-17</b>	1,154	\$46,706	65.0%	\$72,183	\$62.55	154.5%	1	\$22,781	55.0%	\$23,460	103.0%	30	\$36,119	\$267	<b>\$132,028</b>
<b>2015-16</b>	<b>1,225</b>	\$35,471	36.7%	\$61,706	\$50.37	<b>174.0%</b>	1	\$11,970	33.3%	\$21,721	<b>181.5%</b>	26	\$23,555	\$1,035	<b>\$108,017</b>

\*\*Other Funds include term/directed gifts and funds for approved grants.

Annual Fund Measures



Year to Date (YTD) covers the period from July through April.

Recognition and Endowment Measures

	PHF	Bene-factor	Bequest Society*	Major Donor*	Major Gifts	EREY Eligible	Sustaining Member	PHS Eligible
<b>All-time</b>	<b>2,015</b>	<b>18</b>	<b>0</b>	<b>39</b>	--	--	--	--
<b>2019-20</b>	93	2	0	1	0	38	24	13
<b>2018-19</b>	255	0	0	4	0	664	226	33
<b>2017-18</b>	183	0	0	1	2	609	129	25
<b>2016-17</b>	171	0	0	1	0	872	203	30
<b>2015-16</b>	162	1	0	3	0	887	185	23

Yearly breakdowns include both new qualifiers and recognition level changes

**Paul Harris Society Members: 4**      **Rotary Direct Participants: 3**

**Total Endowed Funds:**  
**Market Value:**  
**Market Value Date:**

\* Joint Major Donor/Bequest Society counts as one.

EREY (USD 25 starting in 2016-17), Sustaining Member, and PHS Eligible includes all individuals, not just active club members.

**Foundation Recognition Points: 439.19**

Recognition/Reports:

Rotary Support Center

(866) 9-ROTARY or (866) 976-8279

RotarySupportCenter@rotary.org



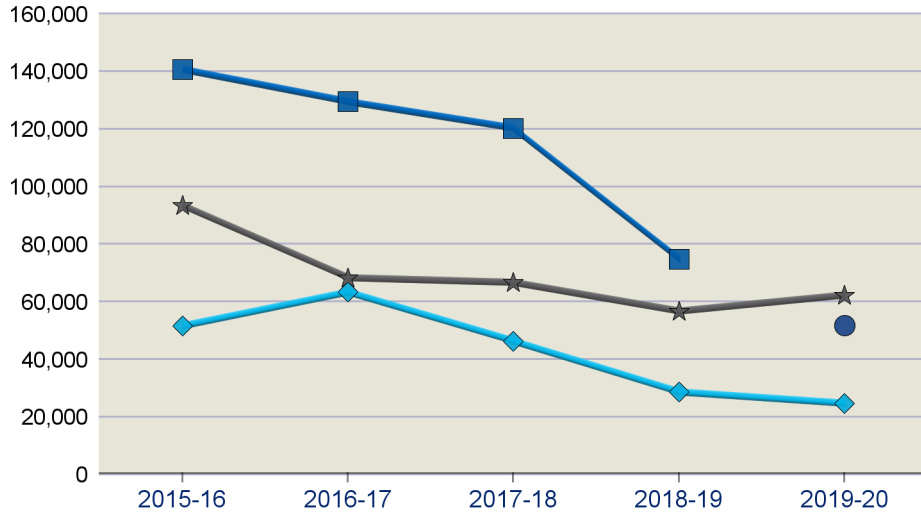
# DISTRICT 4281 FUNDRAISING ANALYSIS

INTERIM RESULTS FOR JULY THROUGH APRIL 2019-20

	Number of Members	Annual Fund						PolioPlus Fund					Other Funds**	Endowment Fund	Total Giving
		Goal	% Goals Received	Total	Per Capita	Goal Achieved	Non-Giving Clubs	Goal	% Goals Received	Total	Goal Achieved	Non-Giving Clubs	Total	Total	
<b>2019-20</b>	1,278	\$62,253	<b>91.3%</b>	\$24,671	\$19.30	39.6%	46	<b>\$13,992</b>	90.0%	\$12,630	90.3%	25	\$1,155	\$30	<b>\$38,486</b>
<b>2018-19</b>	1,325	\$56,666	90.9%	\$74,647	\$56.34	131.7%	0	\$10,959	89.6%	<b>\$14,373</b>	<b>131.1%</b>	<b>12</b>	<b>\$20,747</b>	\$75	<b>\$109,842</b>
<b>2017-18</b>	1,358	\$66,651	<b>91.3%</b>	\$120,223	\$88.53	180.4%	3	\$10,035	<b>95.0%</b>	\$12,130	120.9%	15	\$8,336	<b>\$2,150</b>	<b>\$142,839</b>
<b>2016-17</b>	1,354	\$68,246	75.3%	\$129,412	\$95.58	189.6%	4	\$11,059	61.7%	\$4,185	37.8%	64	\$1,993	\$0	<b>\$135,590</b>
<b>2015-16</b>	<b>1,361</b>	<b>\$93,432</b>	75.9%	<b>\$140,614</b>	<b>\$103.32</b>	<b>150.5%</b>	0	\$9,276	48.1%	\$11,588	124.9%	14	\$2,980	\$0	<b>\$155,182</b>

\*\*Other Funds include term/directed gifts and funds for approved grants.

## Annual Fund Measures



Year to Date (YTD) covers the period from July through April.

## Recognition and Endowment Measures

	PHF	Bene-factor	Bequest Society*	Major Donor*	Major Gifts	EREY Eligible	Sustaining Member	PHS Eligible
<b>All-time</b>	<b>1,729</b>	<b>18</b>	<b>0</b>	<b>16</b>	--	--	--	--
<b>2019-20</b>	88	0	0	1	0	163	85	5
<b>2018-19</b>	152	0	0	0	0	759	199	16
<b>2017-18</b>	142	2	0	3	0	923	283	20
<b>2016-17</b>	163	0	0	1	0	812	363	27
<b>2015-16</b>	<b>169</b>	0	0	0	0	<b>1,114</b>	<b>389</b>	26

Yearly breakdowns include both new qualifiers and recognition level changes

**Paul Harris Society Members: 3**      **Rotary Direct Participants: 4**

**Total Endowed Funds:**  
**Market Value:**  
**Market Value Date:**

\* Joint Major Donor/Bequest Society counts as one.

EREY (USD 25 starting in 2016-17), Sustaining Member, and PHS Eligible includes all individuals, not just active club members.

**Foundation Recognition Points: 0.01**

Recognition/Reports:

Rotary Support Center

(866) 9-ROTARY or (866) 976-8279

RotarySupportCenter@rotary.org